



GOLDEN HORSESHOE WOODTURNERS GUILD

150th Chapter of the AAW

THE CHIP FLYER

Golden Horseshoe Woodturners
Guild Newsletter

No. 88

May 2004

Page: 1

Future Programs

May 20 The **Vacuum Chuck** and how to use it by **Jim Meier** This is a change in program as the whistling tops presentation has been cancelled.

May 20 **Annual Club Turning Competition.** Make a special effort to enter this competition in a class according to your experience.
Novice – 0 – 2yrs
Intermediate – 2 – 7yrs
Open – no restriction

Entry forms must be submitted by 13th May
Cost is \$5 per item. See Presidents notes re Late entries via e-mail.

Jun 13 **All day seminar** by **Chris Stott (UK)**
Chris, a world famous turner, will be touring the USA and Canada. The seminar is partially sponsored by Woodchuckers and will be held at an off-site venue in Burlington. The cost will be \$20 including lunch. Tickets from any Executive member.

A book signing of one of Chris' books will be held, books will be available at a special price of \$22.

Jun 20 **Car-boot/Yard Sale** will be held in the parking lot from 7.00pm to 8pm. Bring along any article/wood etc., to sell. This is a popular yearly event. Plus a special event in the hall after the sale. Watch this column next month

Lew Rowlands

Think Tank

May 13 Finishes are always a big source of discussion among members. In May we will focus on finishes. I want you to bring your favourite finish (the product itself and the tools you use the apply it) and a finished piece (anything) using that particular finish. I have asked Malcolm (lacquer) Cumming, Glenn (shellac) Mott and Al (wax) McBurney to participate as moderators.

This evening should be very informative.

Sep 9 After a summer of nice weather, I hope you will have taken the time to use all that creative energy to turn a few things. In case you run out of ideas here is one, Please bring a flower. Yes – a wooden flower. There are thousands of species which incorporate a “bowl” shape in their basic flower structure. Using your imagination, a bit of colour, carving, burning etc. needs I say more ? Well see you in September.

Nov 11 The last month before all your woodturning gifts have to be finished. Lets all bring a few X-mas ornaments to the Think Tank round table and get some great ideas for the season.

Robin Le Sage

Announcement

It is with deep regret that we announce the passing of Wayne Marsden, a current member of the guild.

President's Message

At our April meeting, I spoke of the low number of entries that we have on hand for our May competition and challenged you to participate. Quite a number of people did sign up that night, but we still have a very small number of participants compared to the entries that we had in the past two competitions. Competitions are not just about winning. They are an opportunity for you to challenge yourself to do the best possible job you can on a turning, no matter what level you are working at. It is a time to look back over notes taken at meetings and workshops, go through your internet references and home library and come up with a plan and try your very best. You must have a piece of wood on the shelf or a dried rough-out to use. If not, Mel at Exotic Woods or John at Woodchuckers have lots of dried blanks that will be very suitable and you have almost three weeks to do it. I spoke to Lew and he has agreed that we will accept completed entry forms with fee on the night of the competition **as long as you have notified either he or myself by telephone, email or mail.**

On Sunday afternoon, near the end of what had been a fantastic demonstration by Andi Wolfe, I was saddened to learn of Wayne Marsden's passing. I hadn't the opportunity to get to know Wayne well, but always enjoyed exchanging hellos and seeing his broad grin. Almost three years ago when I first started coming out to the GHWG, I ended up with a small piece of Hackberry that Wayne had brought to the raffle table. Wayne had access to many of the Carolinian trees that grow in the Waterford area and are not so common. The next month, Norm Kent asked me to demonstrate natural edge bowls at Hands-On. The small 6" Hackberry log provided a perfect blank for the guild's small Jet mini. That summer I finished it after it had dried. It is small but highly figured and my wife's favorite. I have a beautiful memory of Wayne on my shelf. A few month back, the executive decided that when any member passes on to that great workshop in the sky, we would dedicate a new book to the library in that member's name.

Mike Brazeau

West Coast Roundup

The Greater Vancouver Woodturners Guild is pleased to announce the West Coast Roundup, an international woodturning symposium, September 10 - 12, 2004, in Vancouver, British Columbia. This event will cater to all levels of turning enthusiasts.

Your presenters are Richard Raffan, David Ellsworth, Lyle Jamieson, Jacques Vesery, Michael Werner, Vernon Leibrant, Joe Fleming and Martin Thorne. For registration and information, please contact Marco Berera (604 274 7594) or visit our web page at: www.gvvg.ca/Symposium2004.htm.

Colin Delory

Writers Wanted

Are you an undiscovered Shakespeare? Would you like to see your prose in print? Would you like to be a published author?

If the answers to these questions are "Yes" or if you would just like to contribute to the Chip Flyer then we want you!

Please contact Frank Luet either at:

1. <mailto:frank.luet@sympatico.ca>;
2. (905) 847-7339; or
3. At the monthly meetings.

Exotic Woods 25th Anniversary

Exotic Wood is celebrating 25 years in business. They will be having a series of special celebration events from June 1st through to June 5th.

[Mailto:info@exotic-woods.com](mailto:info@exotic-woods.com)

[GHWG Market Place](#)

The Marketplace Column is a free service for all Guild members. Woodturning, woodworking or related items are welcome for the Sale and Wanted Sections. Contact: Frank Luet at frank.luet@sympatico.ca or phone (905) 847-7339. Items appear in this column for two consecutive months, or extended by request. If you sell your item, please let us know

Wanted—Len Collins (905) 336 3320

Mini jet or similar small lathe

FOR SALE—Mike Brazeau (905) 659-5260

Custom built short bed pedestal bowl lathe, 24" swing, 2 HP 220V/60 Hz motor with magnetic starter switch, includes delta 12" tool rest, Delta S Bowl tool rest, set of 3 donut chucks for finishing bowls, tapers for Oneway Stronghold Chuck and Oneway Vacuum adapter, 3", 4" & 6" faceplates. Will assist with installation if required.

More details at:

<http://www.picturetrail.com/mikebrazeau>

E-Mail mjbrazeau@sympatico.ca

Asking \$1200 OBO

For Sale—Joe Buchmueller (905) 309-1020

3M AIRLIGHT air filtration mask with battery operated fan complete with rechargeable battery pack and charger. The unit is like new used only twice

Asking \$175 OBO

For Sale—Walter C. Hellyer (519) 443-4691

Delta 46/250C Midi Lathe. Serial No. Q0037

Asking \$250 Firm

Estate Sale—The Grey-Bruce Woodturners' Guild has an estate sale including two lathes, a couple of scroll chucks and many, many turning tools and accessories.

<http://www.gbwg.ca/classified.htm>

Wanted—Frank Luet (905) 847-7339

"Wood Turning Techniques and Projects You Can Make" Better Homes and Gardens ISBN-0696000296.

[Mailto:frank.luet@sympatico.ca](mailto:frank.luet@sympatico.ca)

[Hands On](#)

Antiques Road Show

We held an "Antiques Road Show" evening. The idea must have struck a chord because we had an amazing turnout. You brought over 150 tools, from hand-drills to levels, including a great selection of hand planes. I would like to thank our two "appraisers", Darrel La Rue and Bill Duce for bringing a few of their prized pieces from their collections, and entertaining us with their tool knowledge.

10 Jun Ed Hummel will show us how to enhance the look and character of a plain bowl with the help of a few oblique lines. Join us to learn this very interesting technique.

14 Oct You have seen his large and elaborate laminated turnings on the show-and-tell table a few times. Now come and learn the science behind the makings of a laminated bowl. Norm Kemp will impart some of his knowledge and show us the in's and out's in the creation of a laminated bowl.

[Woodturning 101](#)

The most recent graduates of Woodturning 101 are Rob Smith, Don Williams, Tom Rooke, and Mark Taylor .

Peggy Wharwick

Andi Wolfe Demonstration

It seems that decorating turnings with botanical motifs is a bit of a theme for us these days. Last month we had Al McBurney at the monthly meeting and then on Saturday April 24th, we had an all day demonstration by Andi Wolfe. Andi is a botanist by profession and a turner by inclination who, is getting significant recognition in the USA. She uses a number of different surface techniques, her work focuses on small bowls (2"–6") with botanical themes, often with heavy relief. In these cases the wall is kept at an appropriate thickness when turning. Keeping the bowls small has a couple of advantages; first, while the turning may take 2 hours to complete, the surface enhancement may take 30-40 hours – try that on a 16 inch bowl and you may have no time left for vacations this year! And what if something goes wrong in the late stages! A second advantage is that smaller pieces tend to be more collectable and easier for the public to buy. I learned that practicality and artistry can be successfully combined. We were able to examine some display pieces which provided inspiration for many questions – mostly starting with "How did you do....."

Andi started by turning a piece of dry maple to a basic but satisfying shape. She used an Ellsworth Gouge for this saying that this is her main turning tool because of its flexibility. This is a 5/8 inch bowl gouge with a specific swept back shape to the grind. It is available from Lee Valley. Students of Woodturning 101 will know how to achieve this with a Wolverine grinding jig – if you want to know more, let me know.

After the catered lunch Andi showed us a variety of texturing and coloring techniques. The first was scorching, which is done on a textured surface with a small hand butane torch. The indented areas are left untouched while the rest is lightly charred. A very



striking effect can be achieved in this way. Take care to scorch only the wood and not the hand holding it – you'll know if you get this part wrong! A leather glove is a useful accessory here. The texturing prior to scorching can be achieved in many ways – Andi showed us a simple technique using a wire brush on Ash and Elm. After brushing and scorching, buff with Tripoli, and melt the wax by taking another pass with the torch.



For a more aggressive texturing approach Andi used a flex-shaft with a reciprocating (carving) head. (Available at Chipping Away in Kitchener). I was surprised when, instead of using a carving bit, she used a nail that has ground to fit the collet. Holding it like a dagger, she "hammered" the surface to good effect. She said this is especially therapeutic after a difficult drive home from work. As a daily user of the 401 and 407 this is at the top of my "must try" list!

Burrs in the flex-shaft can also be used to get a variety of surface textures. Andi used a high speed (45,000 rpm) air grinder to make fine surface textures. (Available at Chipping Away). If you get one of these, you can ask your dentist if you can have any of their used bits. Now even a visit to the dentist can have an up-side.

The final part of the demonstration involved the use of various colouring media. (Available from art supply stores such as Curry's in Toronto, or Loomis in Mississauga) Andi showed how she gets a very subtle




colour using Prismacolor pens by first treating the surface with a dark colour, and then going over parts of the just-coloured surface with lighter complementary colours. I have seen this give a blotchy finish, however Andi avoided this by keeping the surface wet and wiping with a paper towel during the process. This will be a good test of the artistry in all of us, but is certainly not difficult or expensive. To finish this surface she lets it dry fully and then wipes with Tung oil. When that dries, a final finish with semi-gloss Krylon is applied.

Next up, we saw how to mix and apply metallic paints (most art supply stores) and achieve some unusual effects by combining these with interference pigments. This needs to be done in a subtle way to avoid overwhelming the piece.

The metallic/interference finish was applied to a maple leaf pattern which indicates that while Andi gets many of her ideas for patterns from text books or even through the microscope, she is not afraid to deviate from "reality" in order to achieve some expressive effect.

And that was the last lesson I took away. Always keep experimenting and don't be discouraged when 49 attempts out of 50 are a failure. That's where the new ideas are found.

Peter Wright



Bandsaw Techniques

Mike Hartman



Mike Hartman of Woodworkers Haven gave a well received and enlightening demonstration and talk about the much abused and misunderstood bandsaw. He talked about safely using what is one of the most aggressive cutting tools in the average wood working shop. He told how to properly align, maintain and tune the saw. This included how to replace the tires that drive the saw blade and then realign them so as to attain true coplanar wheel alignment. Selecting the correct saw blade for the job can be several discussions unto itself so Mike gave a quick overview and provided us with some helpful hints:

1. Bowl Blanks - 3/8" x 3 TPI blades cut quickly and allow fast removal of damp sawdust
2. Resaw - 1/2" x 3 TPI with the blade centred on tire

He demonstrated how to resaw wood to make veneer that is suitable for many projects including inlay work. Another resaw topic was the use of a home made sled to trim small logs to help create blanks for wood turning projects.

Proper blade tension is a very dependant on the blade that is being used. A quick method is to move the guide blocks as high as possible and then tighten the blade just until flutter disappears. This gives you the minimum tension necessary, which lessens the chance of breaking the blade due to over tightening.

Mike's lively talk and skilled demonstrations, including some very tight radius cornering, was both very enjoyable and highly informative. He can be reached at Woodworkers Haven 888-994-2836 or via the internet at:

<http://www.woodworkershaven.com/>

Frank Luet

Chris Stott

Woodturning Demonstration

Presented by
Golden Horseshoe Woodturners Guild
& Woodchuckers Supplies

Sunday, June 13, 2004

9:00 AM to 3:00 PM

Includes Light Lunch

Tickets \$20.00 from GHWG Executive

Chris Stott became a professional woodturner in 1982 and for ten years, helped by his wife Cathy, he made his living by selling items at craft fairs and shows. Following this, teaching and demonstrating took over as the major part of his work. He made his first video in 1992, A Lesson With Chris Stott -TURNING BOXES. This was an almost instant success. Since then he has produced eight more in the series, and also one for the tool company Robert Sorby.

As an invited demonstrator, Chris has participated in international seminars on numerous occasions in England, Ireland, Sweden, Germany, and the USA. Chris has visited the USA every year since 1994, These visits have included demonstrations at 4 AAW Symposiums and 2 BYU events. More information can be seen at:

<http://www.cstott.fslife.co.uk/> or

<http://www.woodchuckers.com>

Chris will demonstrate a wide variety of woodturning techniques and should be of interest to turners from novice to master level.

**Autographed Copies of Chris' Book, 50 Boxes, will be available
at a special price of \$22**

Since the Knights of Columbus Hall is not available on this date, the demonstration will be conducted in the warehouse of:

Overhead Door (Hamilton-Burlington) Limited

5450 Harvester Road (South-side Between Burloak & Appleby Line) Burlington,
Ontario

All-In-One Wood Tools



SPECIAL OFFER
15% OFF
ONEWAY PRODUCTS
for GHWG MEMBERS
(member card needed)

JET MINI LATHE

Heavy duty cast iron ensures stability with virtually no vibration during operation. 10" swing over bed and 14" between centers. Quick action levers on tailstock
Standard Equipment
6" toolrest, spur center, livecenter, tooling knockout, spindlelock-3"faceplate



New Lower Price
\$339.00



ONEWAY TALON CHUCK
Another great product from One

VISIT OUR STORE OR WEBSITE

WWW.ALLINONEWOOD.COM

2900 Argentia Rd., Bldg B-11, Mississauga, ON L5N 7X9

Tel. (905) 826-4720 Fax (905) 826-4780

(Beside the new HOME DEPOT—401/Winston Churchill)

1-800-370-3834

Chalet Woodcraft Inc

Specializing In:

Woodturning Instruction
Quality Woodturning Tools &
Supplies

Telephone: 519-443-5369

email: pross@chaletwoodcraft.com

woodworking systems and supplies

Carrying the full product line from



Circular Saw	Dust Collection System
Router	Tool Tray
Biscuit Joiner	Superjaws Workbench
Jigsaw System	Workcentre Series 2000
Sliding Extension	Powered Respirator



GALBRAITH ENTERPRISES

292 Autumn Place Waterloo ON N2K 3C9
Phone 519-884 0533 Fax 519-885-9932

EXOTIC WOODS INC.

- 5% discount for CWA/GHWG Members
- \$100 or more reg. priced stock, no GST

2483 Industrial Street
Burlington, Ontario L7P 1A6

Tel: (905) 335-8066

Fax: (905) 335-7080

WOODTURNING SUPPLIES

All the popular products of Craft Supplies of Derbyshire England are now in Canada.



- Lathe and Carving Tools
- Exotic Woods
- Chucks & Lathe Accessories
- Pen, Pencil, Jewelry Parts

Send for a catalogue today
1-800-551-0192

WOODCHUCKER'S SUPPLIES
1698 WESTON RD.
WESTON, ONTARIO, M9N 1V6

New/Used Woodworking Equipment

**General/Delta/OneWay
Woodworking Equipment**

**New/Used Woodworking Equipment
for the serious Woodworker**


Ashman Technical Ltd.

351 Nash Rd. N

Hamilton, Ont. L8H 7P4

Phone (905) 560-2400

Fax (905) 560-2404



Duke Electric (1977) Limited

986 Barton Street East,

Hamilton, Ontario, L8L 3C7

AC/DC Motors and Controls

Sales & Service

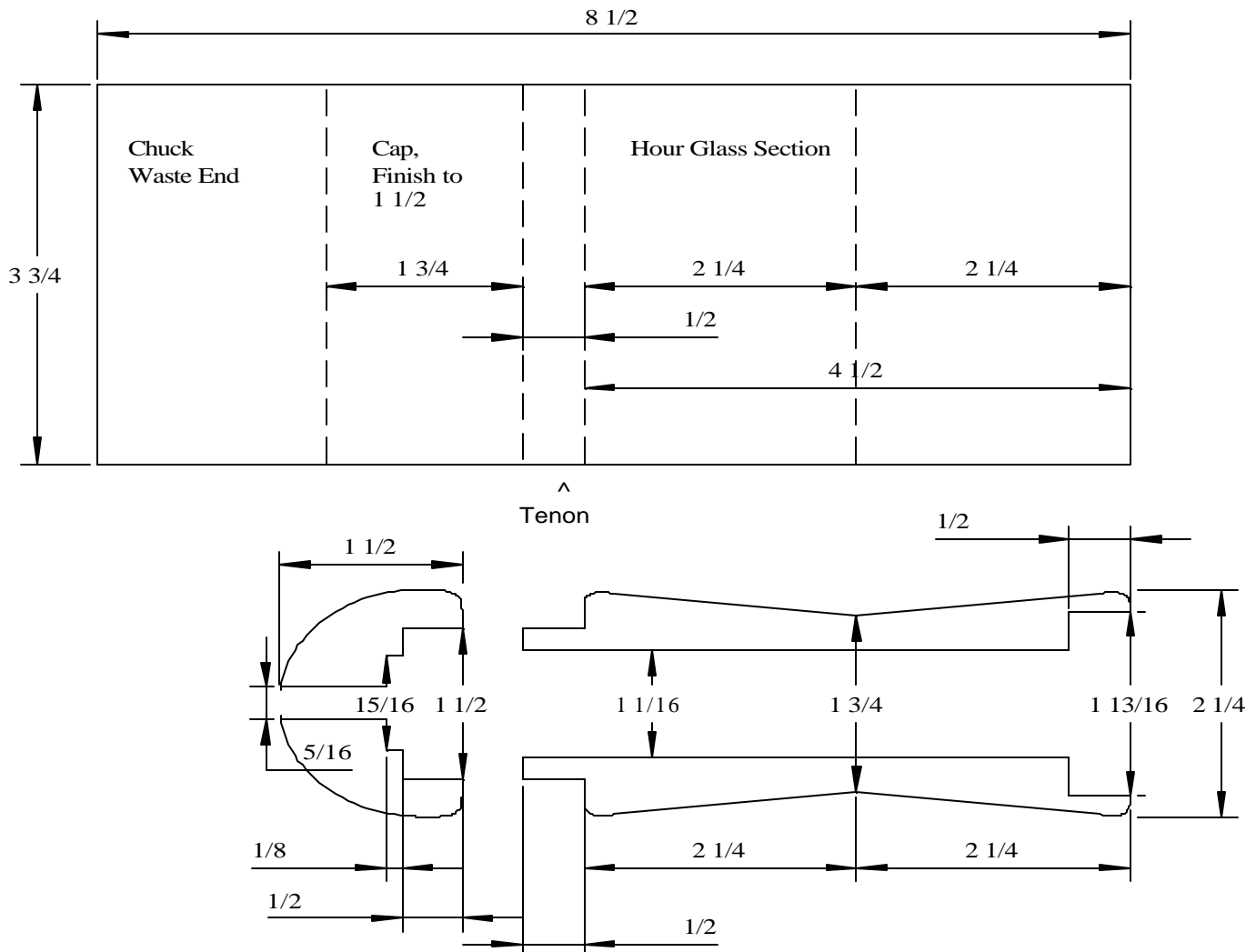
Ph 905-547-9171 Fax 905-544-1522

<http://www.dukeelectric.com>

10% Discount with this Ad

Correction

6" Pepper Mill



Its been pointed out that the pepper mill drawing in the March 2004 was missing a critical dimension, the diameter of the main bore in the body of the mill. Here is the corrected drawing. Please check these measurements against the mill mechanisms that you are using, there is some variation. If anyone wants I can provide the palms in metric – Frank.

Golden Horseshoe Woodturners Guild Executive Contacts 2004

President Mike Brazeau
905-659-5260
e-mail: mjbrazeau@sympatico.ca

1st Vice Lew Rowlands
905-828-7579
e-mail: lewrowlands@ica.net

2nd Vice Robin Lesage
905-522-2839
e-mail: rlesarge@nch.com

Treasurer George Daer
519-759-0942
e-mail: gddaer@sympatico.ca

Secretary George Jacquemain
519-756-3314
e-mail: gjacquemain@roger.com

Membership Paul Rapattoni
905-312-0378
e-mail: raponwood@sprint.ca

Member at Large Al Murphy
905-562-3875
e-mail: amurphy8@cogeco.ca

Newsletter Editor Frank Luet
905-847-7339
e-mail: frank.luet@sympatico.ca