

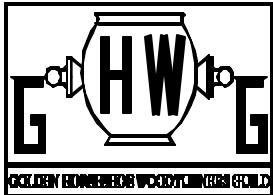
THE CHIP FLYER

Golden Horseshoe Woodturners Guild Newsletter

NO. 60

June, 2001

Page 1



150th Chapter of the AAW

Inside This Issue

Jim Lorriman	1
Welcome New Members	1
Coming Events	2
Events & Demos	2
Hands-on Night	3
The Competition	3
Raffle Table News	3
Internet Sites	4
It's All in the Look	5
Lyle Jamieson	5
Marketplace	6
Safety First	6
Suppliers Forum	7
Meeting Location	8
Executive Contacts	8

In House Meetings
7:00 P.M.

Hands-on Night
Thursday, June 14

Regular Meeting
Thursday, June 21

MAKING THE MOST OF YOUR WOOD

Jim Lorriman believes in showing a piece of wood off to *it's* best advantage. That does not only mean finding an interesting grain pattern in a bowl blank to turn a bowl out of, oh no. It means finding a treasured piece of wood and using it to *it's* full potential in every sense. Jim does not believe in cutting down a tree to make a bowl (or several bowls even). He takes a slab of wood, a board if you will and cuts rings out to make a bowl. This is called concentric ring lamination. By gluing the pieces together and then turning a bowl out of these rings Jim is able to waste very little. In fact, the left over pieces are used to make plate stands and yo-yos! Why go to all this effort? The results speak for themselves. Jim creates very unusual repetitive patterns. He is able to make a bowl as a keepsake for someone from the family farm, beloved cottage or historically significant buildings. The wood itself is different than the wood we see today from conventional sources. It is old wood, grown when Canada was young and forests were very dense. The growth rings are tighter and the grain



patterns unexpected. The piece he brought in to demonstrate on was a 100 year old plank from Langdon Hall, a restaurant and Inn in Cambridge. I would not have recognized it as pine at all. It is interesting to contemplate

what the scenery was like when that tree was a seedling. This method of making bowls began in the late 1800's in England. Large trees were becoming harder to come by even then and new methods of mass production had to be developed to serve the demanding marketplace. Jim did not always turn his bowls. He used to sand them round. It could take as long as four hours to sand one bowl. It did not take him many bowls to realize he had to speed things up if he were going to produce enough to keep from going hungry. Jim quickly learned to turn the bowls round and then finish sand only. He uses only a bowl gouge to shape his pieces and always turns outboard. It was great fun to see someone turn outboard on our lathe. Jim showed a number of overheads to explain how he draws on

(Continued on page 2)

Welcome New Members

The Guild is pleased to welcome our newest members:
Mark Victor (Stoney Creek)
Al Hindi (Mississauga)



his pieces, how he carefully joints on the table saw and cuts one up and one down to compensate for the blade being out slightly. He spends a good deal of time laying out his pieces before gluing them up. This along with full size templates made via Corel draw make for precise cuts on the band saw. For anyone wishing complete instructions you may visit Jim's web site at info@artscolony.on.ca. Enter the user name *Student* and the password *Lesson*. All step by step instructions are shown with photos. Jim shows his work at the Guild Shop, Millcroft Inn in Alton (as part of the inns and arts program), Reels End Gallery, Dufferin County Museum, etc... He tries to maintain a 100 piece inventory and prefers to sell via consignment because it offers him more control over the piece an area gets. He can move it if it is not selling, rather than having a store discount it.



Jim Lorriman, born in Toronto in 1947, has his studio in the Mulmur Hills near Mansfield, Ontario, where he lives with his wife and two daughters.

In closing I would like to mention the other way Jim creates bowls. He takes what he calls local exotics such as sumac, lilac and honeysuckle and hot glues several sticks together. He then runs the sticks through to sander to give him two flat edges. He runs the pieces through again the other way and ends up with glued up boards of sumac, lilac etc... He then begins the process from it's first stage again. This produces absolutely beautiful bowls! Thank you Jim for going beyond what was comfortable for you and demonstrating your unique talents to us. I look forward to seeing just what influence your demonstration will have on our membership.

Joanne Hallman

COMING EVENTS

The 15th Annual National AAW Symposium

July 6 to 8, 2001
River Center Convention Center, St. Paul, Minnesota

Durham Wood Show

August 10, 11 and 12
Durham, Ontario

The Muskoka Wood Show

August 17, 18, and 19
Bracebridge, Ontario

Central Ontario Woodworking & Hobby Show

September 7, 8, and 9
Barrie, Ontario

Brantford Wood Show

November 2, 3, and 4
Brantford, Ontario

EVENTS and DEMONSTRATIONS

June 21

Dan Braniff will demonstrate on a variety of subjects, some involving technique and some design, and Sandy Graham will be presenting a design/critiquing session.

Remember to pick up your blanks for the "Have it your way" turning competition



"I have Nothing whatsoever to say this month"

A "First" for our President!!



The next Hands on night will be June 14 and we have Frank Ditomaso who will be completing his Rimmed Platter. Dave Page will be doing Natural Edge Bowls, and Brian Graham will be turning Pens and related objects. I would like to thank the following members on behalf of the Guild for their time and skills: Eugen Schlaak, Cliff Rose, Al McBurney, Brian Graham, Wayne Cardinal, Jim Fretz, Malcolm Cumming, Doug Newlove, Frank Ciccarelli, Dave Page, Frank Ditomaso. And last but not least, the crew who worked so hard setting up for us. It has been a joy arranging demonstrators this past year, and I look forward to next year. Thank you all so much. Norm Kemp

HAVE IT YOUR WAY THE COMPETITION

It's that time of year again when we all look forward to the summer break so we can get into our shops and start working on our pieces for the "Have it your way" competition. Please enter as often as you like with either spindle or bowl blanks (or both!). You will be informed of the cost of the blanks and the type of wood at the next meeting. The contest rules will be the same as last year.

The classes remain the same, Novice, Intermediate, Advanced and Master in two categories "Purist" and "Variety" (if we have enough entries). For those who don't remember let me review the differences. Purist means the finished item must be made from the blank supplied, with nothing added but glue, stain or paint, and finish. The blank can be cut up and reassembled as much as you like. Variety means you can add up to 20% by original volume of other material such as other wood, metal, epoxy, and anything else your imagination can dream up. Again the blank can be sliced and diced to your hearts content.

Novice class is for those turners who have been turning for one year or less.

Intermediate are for those who are still learning but have been at it longer than one year.

Advanced are those turners who have mastered the basic skills and are developing their sense of form and design

Master are those who make a living at turning, or are very good at it. You know who you are.

Remember, if you won first place in Novice, Intermediate or Advanced last year, you must move up to the next class. Big Brother will be watching.


Good luck to all participants, especially those novice turners who will be entering for the very first time. If you do not have access to a lathe or require some other equipment please speak to any member of the executive. We will make every effort to line you up with the support you need. Joanne

RAFFLE TABLE NEWS

The raffle table was a great success. Thanks to all those who donated items. A special thank you to members Doug Newlove, Randy Hodge, Dave Page and Joanne Hallman for the prepared hard maple blanks. All four spent a day at Dave Page's place to fell a couple trees and prepare blanks for the club. The draw for the Brass Hammer donated by Doug Bremner was won by Ken Mc Cuaig. Congratulations! The apple wood on the raffle table was donated by the members of the Maple Grove United Church. The church members would appreciate some finished turnings to be used in their raffles and bazaars for the purpose of fund raising. All items donated would be acknowledged as the work of the GHWG. Finished items can be passed on to Vince Redmayne (905-822-3475).

Christmas Raffle

Purchase your tickets now for the Delta mini lathe. The lathe will be raffled off during our Christmas Party. Our thanks to Jim Fretz for finding the lathe for us.



WOODTURNING ON THE INTERNET

These days, more and more people (including a growing number of GHWG members) are using the internet to locate sites of interest around the globe. Of course it's a "double edge sword". The more time you spend staring at a computer screen, the less time you have to enjoy the hands-on experience of woodturning. But, when it's time to take a break, finding woodturning sites on the internet can be a lot of fun and educational too. So, for the benefit of the members with internet access, here is a directory of popular woodturning & woodworking sites, including retailers, clubs and associations, magazines and publications, and related sites.

Happy surfing, Brian Taylor

Retailers / Catalogues

Barmossie Woodturning Supplies,
Scotland
www.barmossie.co.uk

Busy Bee Tools, Canada
www.busybeetools.com

Coeur du Bois
www.woodworking.co.uk

Constantine's
www.constantines.com

Craft Supplies
www.woodturnerscatalog.com

Craftwoods
www.nexus.net/~crftwood

The Cutting Edge
www.cuttingedgetools.com

Garrett Wade
www.garrettwade.com

Hartville Tools
www.hartvilletool.com

Highland Hardware
www.highland-hardware.com

House of Tools, Canada
www.houseoftools.com

Japan Woodworker
www.japanwoodworker.com

Kendal Tools, UK
www.kendaltools.co.uk

Rockler Woodworking
www.rockler.com

Lee Valley
www.leevalley.com

Sharptools, USA
www.sharptoolsusa.com

Shopsmith
www.shopsmith.com

The Woodworks, Australia
www.thewoodworks.com.au

Trend-Lines
www.trend-lines.net

The Woodsmith Pty Ltd
www.thewoodsmith.com.au

Willy Vanhoutte, Belgium
www.willyvanhoutte.be

Woodcraft
www.woodcraft.com

Woodworking Shop
www.woodworkingshop.com

Clubs and Associations

American Association of Woodturners (AAW)
www.woodturner.org

Association of Pole Lathe Turners
www.bodgers.org.uk

Association of Woodturners of Great Britain
www.woodturners.co.uk

Canadian Woodturners Assoc.
members.tripod.com/~cwa_online

Eliptical Turning Association
www.eliptical-turning.co.uk

Irish Woodturners Guild
www.irishwoodturnersguild.com

National Association of Woodturners of New Zealand
www.woodturning.co.nz

Northern Federation (UK)
www.woodturners.org.uk

Ornamental Turning Association
www.tooltimer.com

Register of Professional Turners
www.rpturners.co.uk

Woodworking Magazines and Publications

American Woodturner
www.woodturner.org/aw

American Woodworker
www.americanwoodworker.com

Australian Woodworker
www.skillspublish.co.au

Canadian Woodworker
www.canadianwoodworker.com

More Woodturning
www.fholder.com

Nexus Publications
www.nexuswoodturning.com

Taunton Press (incl Fine Woodworking)
www.taunton.com

The Woodturner
www.nexuswoodworking.com

Today's Woodworker
www.todayswoodworker.com

Tools of the Trade
www.toolsofthetrade.com

Wood Magazine
www.woodmagazine.com

Woodshop News
www.woodshop@ix.netcom.com

Woodworker West
www.home.woodwest.com/wood

Woodworkers Journal
www.woodworkersjournal.com

General

HC Sorby
www.shef.ac.uk/mes/sorby.html

New Yankee Workshop

www.newyankee.com

Sorby Natural History
www.shef.ac.uk/city/community/sorby/1004/main.shtml

Stiles and Bates
www.stilesandbates.co.uk

Sheffield Internet Directory
www.sheffield-internet.co.uk/frames.htm

Turners Retreat
www.turners-retreat.co.uk

Ron Clarkson - period furnisher maker
www.ronclarkson.com

Martin Thompson-Ornamental turner
www.members.aol.com/mtoram/

Society Ornamental Turners
www.the-sot.com

Museum Woodworking Tools
www.antiquetools.com

The Woodturning Center
www.libertynet.org/~woodturn/

The Woodworks of Sven Axels
www.snickarkonst.com

Women in Woodworking
www.womeninwoodworking.com

Woodworking on the Worldwide Web
www.iucf.indiana.edu

Newsgroups

Woodcarving
rec.crafts.woodcarving

Woodturning
rec.crafts.woodturning

Woodworking
rec.woodworking

IT'S ALL IN THE LOOK!

Next month, we will see an informal panel formed to discuss design. Dan Braniff he has agreed to demonstrate for about one hour on a variety of subjects, some involving technique and some design. Sandy Graham will also present a design/critiquing session and will work with Dan on this in the second half of the evening's session.

Please bring in one or two of your pieces to be critiqued by our friendly panel of judges. You may have your pieces reviewed and remain anonymous or for the braver among us, stand up and be openly critiqued. All is in fun, so come out and support this unusual event. If you have a piece that just didn't quite work and would like some input or if you have a piece you feel really good about bring them to the table and let our judges take a look. There will be a question and answer period for those who would like some specific issues addressed.

Joanne Hallman

LYLE JAMIESON



Lyle Jamieson will be demonstrating at the Durham Woodshow in August. He is available for a hands-on demonstration for a small group of turners. If anyone is interested in our Guild hosting such an event, please contact anyone from the executive and we will start the ball rolling. Here's some background information on Lyle's work.

Lyle has been involved in both woodworking and turning from an early age. Lyle's artistic development has been built through a series of symposiums and workshops. He has spent time at the Arrowmont School of Arts and Crafts in Gatlinburg, Tennessee studying his craft with accomplished artists including Michael Peterson, David Ellsworth, and Hugh McKay. He has attended American Association of Woodturners Symposiums in 1994, 1996, 1997, 1998 and 1999 and participated in workshops with John Jordan, Clay Foster, and Frank Sudol.

Today, Lyle is an accomplished teacher of woodturning technique. He has been a demonstrator at AAW national and local chapter symposiums since 1996. Lyle was a selected instructor featured in the 1997 AAW Symposium Video. He is a frequent instructor at the Arrowmont School of Arts and Crafts. Additionally, Lyle is an Extended Education instructor in Woodturning at Northwestern Michigan College and does workshops and demonstrations for beginning and advanced students in his Traverse City studio. As Lyle moved into more complex multi-axis turning he developed a tool system for hollow form turning. An ongoing difficulty in woodturning has been the ergonomics of getting the hollowing tool into the vessel. Traditionally, a turner would have to bend over the lathe during hollowing. This position is often hard on the back and can cause damage to neck and back muscles over time. This problem is further antagonized by the need for proper tool placement to achieve a perfect finish. It was this problem that led Lyle to create the Jamieson Hollow Form Turning System for safer, in-control hollowing, that is fun, too. The system creates a rest behind the main tool rest which simplifies the hollowing process. A turner can stand beside the lathe and gently guide the cutter into the vessel. The newest advancement has been the use of a laser beam measuring device to accurately measure wall thickness of hollow forms. The tool and other turning equipment can be purchased through The Cutting Edge, Inc.

Lyle's work has been displayed throughout the country including The Bohlen Collection at the Detroit Institute of Art; Bella Galleria in Traverse City since 1994; Northwestern Michigan College Library Gallery in Traverse City since 1993; the Fitchburg Museum, Fitchburg, MA, in 1994 and 1995; Arrowmont School of Arts and Crafts in 1998; and Cleveland State University Art Gallery, Pathways Exhibit, in 1998. His awards and honors include First Place, 1995, 1997 and 1998, Traverse Area Arts Council; First Place, 1998 Pathways Arts Council of Kalkaska, MI; Sculpture Award, 1997, Hoyt Institute of Fine Arts, New Castle, PA; and Award winner, 1997, Canadian Woodturning Championships, British Columbia.

For more information about Lyle visit www.lylejameson.com



THE MARKETPLACE

Items will appear in this column for two consecutive months. If you sell your item before that, please let us know

FOR SALE

Rex-cut Metal Bench Lathe Contact Vince Redmayne for more details 905-822-3475

WANTED

H/D 36" Base Wood Lathe preferably with D.C. variable speed motor (with or without tools) Contact Tony Oliver 905-584-2815


FREE WOOD

Some Hickory , Cherry, Pear and Pine, Various dia's from 4"-10", some end sealed
Free to good home Call first to pick up Len Collins 905 336 3320 (Burlington)

SAFETY FIRST



In our woodturning and other wood-working projects, we tend to use the finishing products that we are familiar with and give us good, consistent results. After years of using these same products, most of us don't bother to read the labels and I think we sometimes forget or get a little complacent about the potential hazards. I almost burnt our



house down a couple of years ago, leaving a few tung oil soaked rags in the sunroom after refinishing the oak flooring. In only a couple of hours, the rags were too hot to touch, and probably not far from combusting.

It never hurts to refresh our memories, so here's a label worth reading again.



Brian Taylor

TUNG OIL (China Wood Oil)

DANGER: KEEP OUT OF REACH OF CHILDREN. Contains Mineral Spirits. Harmful or fatal if swallowed. Do not take internally. Eye and skin Irritant. Avoid contact with skin and eyes. Wear safety glasses and rubber gloves when handling. Vapors may be harmful, use only with adequate ventilation. If adequate ventilation cannot be maintained, wear respiratory protection (NIOSH/MSHA TC23C or equivalent) or leave the area. Do not use or store near heat, sparks, flame, or other sources of ignition. Close container after each use

CAUTION: COMBUSTIBLE MIXTURE

FIRST AID: If swallowed, do not induce vomiting. CALL PHYSICIAN IMMEDIATELY. In case of eye contact, remove contact lens if present, flush eyes with water for 15 minutes. If irritation persists, get medical attention. For skin contact, wash thoroughly with soap and water. If irritation persists, get medical attention. If affected by inhalation, remove to fresh air and CALL PHYSICIAN.

Solvent: Non-photochemically reactive.

WARNING Take Care with discarded cloths that have been used with Tung Oil as they can burst into flames at normal ambient temperature keep them open and not rolled up and well ventilated.

SUPPLIERS FORUM

WOODTURNING SUPPLIES

All the popular products of Craft Supplies of Derbyshire England are now in Canada.



- Lathe and Carving Tools
- Exotic Woods
- Chucks & Lathe Accessories
- Pen, Pencil, Jewelry Parts

Send for a catalogue today
1-800-551-0192

WOODCHUCKER'S SUPPLIES
1698 WESTON RD.
WESTON, ONTARIO, M9N 1V6

New/Used Woodworking Equipment

General/Delta/OneWay Woodworking Equipment

New/Used Woodworking Equipment
for the serious Woodworker

Ashman Technical Ltd.

351 Nash Rd. N
Hamilton, Ont. L8H 7P4
Phone (905) 560-2400
Fax (905) 560-2404

EXOTIC WOODS INC.

- 5% discount for CWA/GHWG Members
- \$100 or more reg. priced stock, no GST

2483 Industrial Street
Burlington, Ontario L7P 1A6
Tel: (905) 335-8066
Fax: (905) 335-7080

WOODHAVEN

DOMESTIC WOODS & BURLS

- Turning Blanks & Squares • Carving Blocks
- Rough & Dimensioned Lumber
- Midget, Cobra & Pro-Master hollowing tools
- Bowl Saver by Woodcut Tools
- Waterlox • Sanding Disks • Buffing Supplies

Thurs. & Fri. 10 am - 5 pm
Saturday 10 am - 3 pm

(905) 331-0085
6618 MCNIVEN RD.
KILBRIDE LOP 1G0

All-In-One Wood Tools

JET MINI LATHE

Heavy duty cast iron ensures stability with virtually no vibration during operation. 10" swing over bed and 14" between centers. Quick action levers on tailstock

Standard Equipment

6" toolrest, spur center, live center, tooling knockout, spindle lock-3" faceplate



SPECIAL OFFER
15% OFF
ONEWAY PRODUCTS
for GHWG MEMBERS
(member card needed)



ONEWAY TALON CHUCK
Another great product from One-way Manufacturing. Talon is the

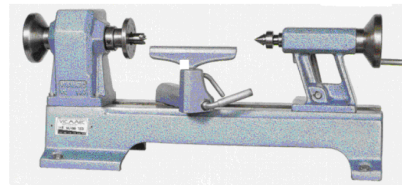
VISIT OUR STORE OR WEBSITE
WWW.ALLINONEWOOD.COM

2900 Argentia Rd., Bldg B-11, Mississauga, ON L5N 7X9
Tel. (905) 826-4720 Fax (905) 826-4780
(Beside the new HOME DEPOT—401/Winston Churchill)

1-800-370-3834



HIGH QUALITY WOODTURNING TOOLS - MADE IN ENGLAND

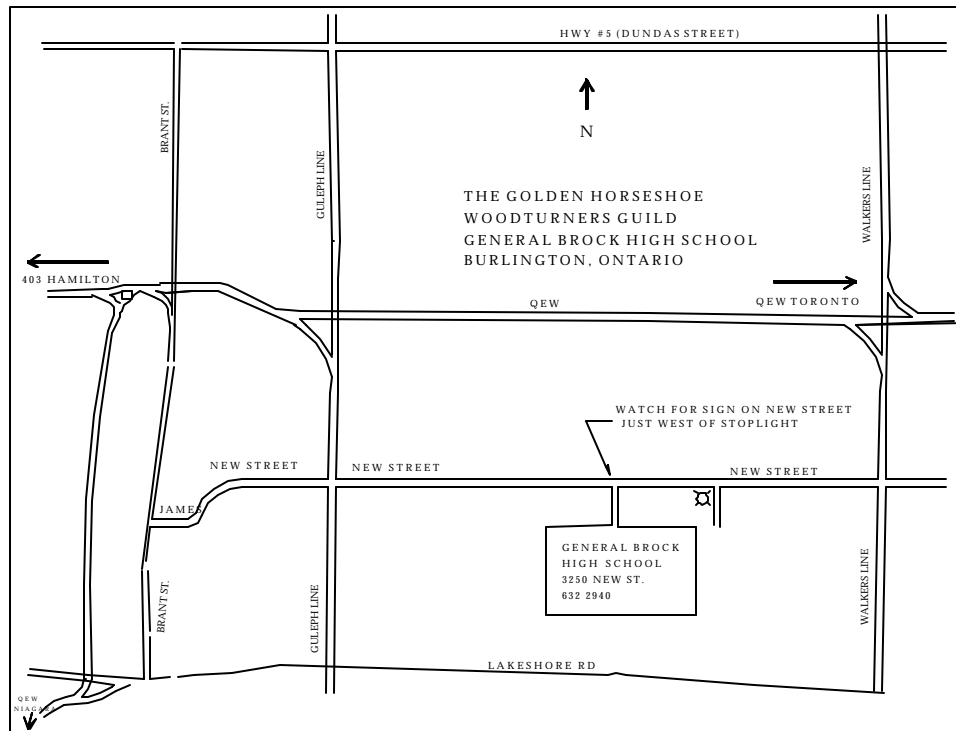


VICMARC WOOD LATHE - MADE IN AUSTRALIA

Jacques Coulombe Ltd

woodturning & woodcarving tools
Toll free (Canada & U.S.A.) 1-877-866-5799
Fax: (514) 253-0681

OUR CATALOG IS AVAILABLE FROM OUR WEB SITE
<http://www.jacquescoulombe.com>



EXECUTIVE CONTACTS

President

Jim Campbell
3083 Augusta Drive
Mississauga, Ont.
L5N 5E1
905-824-4435
jim.campbell@sympatico.ca

1st V.P.

Joanne Hallman
RR#22
Cambridge, Ont.
N3C 2V4
519-658-6572
lakefrontliving@sympatico.ca

2nd V.P.

Robin LeSage
18 Gladstone Ave.
Hamilton, Ont.
L8M 2H6
905-522-2839
rlesage@nch.com

Treasurer

Doug Kurtz
851 Teal Dr.
Burlington, Ont.
L7T 2Y8
905-632-1923

Secretary

Al McBurney
2121 Canterbury Dr.
Burlington, Ont.
L7P 1N7
905-332-6343
mam@worldchat.com

Membership

Glenn Mott
1203 Richmond Rd.
Burlington, Ont.
L7S 1K5
905-637-8621
damottz@sympatico.ca

Member at Large

Malcolm Cumming
28 Faircourt Dr.
Stoney Creek, Ont.
L8G 2J5
905-662-5594
malcolmmc@home.com

Editor

Brian Taylor
224 Main St. East
Grimsby, Ont.
L3M 1P6
905-945-7061
tmt@vaxxine.com

Annual Fees run from January to December at a cost of \$40.00. There is a one time membership fee of \$10.00. Meetings are held on the second Thursday of the month for Hands-on night (members welcome), and the third Thursday of the month for Demonstrations. Contact any member of the executive for more information about becoming a member. The Golden Horseshoe Woodturners Guild extends an invitation to all members to become more involved within the Guild. The deadline for submissions to The Chip Flyer is the 25th of each month.