

**President**  
**Josh Pichanick**  
2091 Silwell Court  
Burlington, Ont.  
L7P 3P9  
905-335-3275

**Treasurer**  
**Dave Mortimer**  
564 Evans Road  
Waterdown, Ont.  
L0R 2H1  
905-689-8462

## THE CHIP FLYER

ISSUE: 6

DATE: JUNE 96

### NEXT MEETING

The May meeting attendance was 41 and we welcome our new members--David Johnson, N.Kemp, Sandy Graham, and Loyal Leidens. Welcome aboard, we are now 57 strong.

### MONEY MATTERS (it sure does)

Our Treasurer, Dave Mortimer detailed the financial commitments through to year end. Based on his revenue and expense forecast, including the purchase of our own sound system, the bank balance is in the black and slowly starting to accumulate.

The insurance policy has been renewed to May 1997, and also the school rental agreement to June 1997.

The May wood and accessory raffle raised a record \$158-00 while the coffee and cookies, (thanks to Dr Ken McCaug, and Brian Macintosh), brought in \$26-00.

Based on lower than anticipated expenses, the esteemed and most honourable Sir. David M. Mortimer, Treasurer (etc.) has been able to reduce the admission fee for

### JUNE 20th. at 7-15pm.

the June 20th. demonstration by Mr. John Hopkins to **only \$3-00**, which will help to offset the cost involved. What a deal. The bad news is that coffee etc. will not be free, but that's the way the cookies crumble! (sorry Ken and Brian) Still a deal..

### BAD MOVE

As Steve Villeneuve pointed out, Lord Elgin H. S. is between Appleby Line and Burloak Drive, and not as stated in the May Newsletter.

Hands up all those who went to the wrong place.

### WOOD & ACCESSORY RAFFLE.

Thanks to all who donated and of course to all of you who bought many tickets (at the right price)

Congratulations to all the winners, oh! that English Walnut!

The finished item draw for the lovely walnut bowl, donated by the previous month's winner Brian Crosthwaite, was won by a visitor from Simcoe, who only came to see Oneway's new lathe.

### at LORD ELGIN H.S.

By the time he realised he would be unable to reciprocate, some of you had already left, so he graciously returned his prize, to be redrawn on June 20th.

### THE LIBRARY

Kevin Ellis has added a number of articles kindly sent by Ken Goldspink of the Grey Bruce Woodturners Guild. Thank you. They include--"WATERLOX", "HONING", "ZAP DRY--GREEN", "SMALL BOXES", (by Nick Cook, V.P. of the AAW) and "DANGERS OF SPALTED MAPLE" by an authority on the subject, Ken Goldspink himself.

### BURL DAY

Hosted by the Grey Bruce Woodturners Guild, will also be held on Saturday June 15th-ouch!

Directions - West on Hwy # 9, toward Kincardin, but turn right at the village of Bervie. Proceed to Mr. John Nesbitt's house on the corner of Concession # 7.

(YEP, I would rather be turning wood than typing with two fingers )

**OH!, WHAT A LATHE IT IS,  
IT REALLY IS,  
WHAT A LATHE .....**

Oneway Manufacturing presented their new 2036 Lathe, with a detailed description by Tim Clay of the engineering principles and design features of the machine, and went on to demonstrate it's capacity by roughing a cherry log.

In spite of very heavy cuts with a sidegrind tool, you could have heard a pin drop. So quiet.

Kim and Kevin were very busy with member's purchases, it seemed everyone was walking around with new chucks and gouges etc.,

Dr. Ken McCauig kindly made an ingenious special high tech. mesquite cleaning device, (a long handled brush), for clearing off the shavings, which was presented to Tim Clay for his great presentation.

On behalf of all GHWG members, we express our thanks to Tim, Kim and Kevin Clay, and also to all those who stayed behind to help them pack and load up.

As a token of their appreciation for an attentive audience, they kindly donated their new VARI GRIND jig as a prize for the June 20th. competition.

**WHAT'S SHOWING**

June 14, 15, 16th. Ancaster Show

(ya'all "turn" up now-hear)

Aug. 9 to 11th. Durham

Oct. 4 to 6th. Woodstock

Nov. 8 to 10th. Brantford

June 22 to 24th. AAW Symp.

Brian MacIntosh, Dr. Ken McCauig, Doug Newlove, and Eugen Schlaak are driving down to the U.S.A for the AAW

Symposium and we wish them a safe trip and a great learning experience.

**ANCASTER WOOD and  
CRAFT SHOW.**

So few members offered their assistance to help out or to demonstrate, we are unable now to draw up an organised schedule

We thank volunteers like Brian Crosthwaite, Stuart Bootsma, Cliff Rose, Len Collins, Vince Redmayne, Frank Ciccarelli, and most of the executive, but obviously more demonstrators and helpers are desperately needed.

You do not have to be a great turner, in fact that would intimidate potential members. Just make chips fly, show what a great hobby it is, explain the exhibits, promote the GHWG, and help us with the set-up and tear down. We will have wood for turning.

To attract new members it is also very important to have a full and impressive display of members turned pieces, all members.

**PLEASE CALL DAVE MORTIMER, JOSH PICHANICK OR AL McBURNY (332-6343) BY NO LATER THAN TUESDAY 11th. TO ADVISE WHAT YOU CAN DO TO HELP.**

**ALSO, IF YOU CAN'T GET YOUR PIECES TO THE SHOWGROUND BETWEEN 4-30pm. AND 9-00pm. ON THURSDAY, JUNE 13th., CALL ANY OF THE ABOVE TO MAKE OTHER ARRANGEMENTS, AND WE WILL DISPLAY THEM FOR YOU. IT'S URGENT.**

If you can lend any plain colour table coverings please let Al know

**SET-UP**

Thurs. 13th 4.30 to 9pm

**SHOW**

Friday 14th 11am to 9pm

Sat. 15th 10am to 6pm

Sun. 16th 10am to 6pm

**TEAR DOWN**

Sun 16th .6pm to midnight

**GHWG AREA** Merritt Hall, next to the loading area.

**ADMISSION.** free with GHWG membership card. Parking free.

**LOCATION** Ancaster Fairgrounds on Hwy # 53. refer map and directions.

**REMEMBER, IT'S THE MEMBERS SHOW. YOUR GUILD NEEDS " YOU ".**

**FOR SALE**

Call Kevin Ellis 319 8863 for your order of English Walnut. All sizes at great prices. He will donate part of the proceeds to the Guild.

Free to a good home ! Old furnace squirrel cage fan. No motor and batteries not included. Great for a dust collector. Call Josh Pichanick 335 3275

All previous for sale ads are still valid at time of printing, except for the moisture meter.

Please Note.

Glenn Farrell's only phone number is 336-3109

# BETWEEN CENTRES TURNING

Fig 5.5 The seesaw principle. A load applied to the centre of the seesaw (top) would not affect equilibrium. A load applied off-centre (below) without support would affect equilibrium.

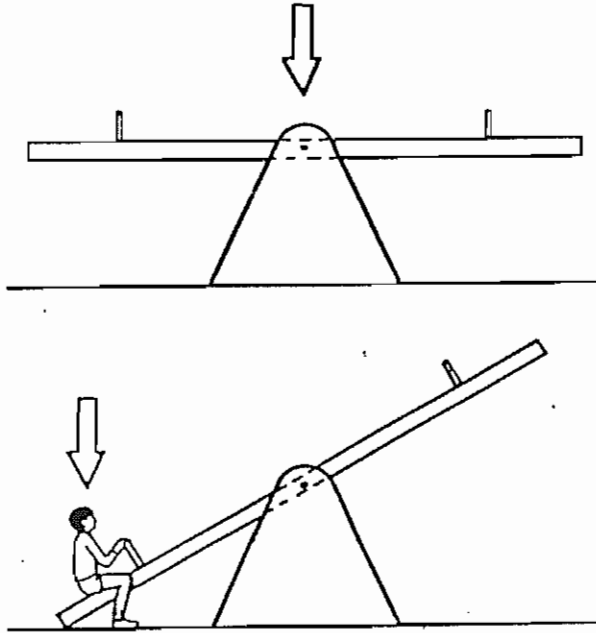


Fig 3.3 Profile of the roughing out gouge.

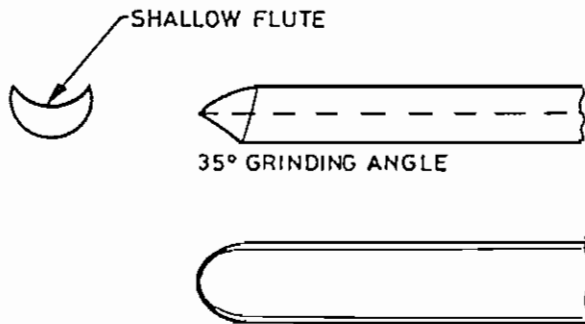
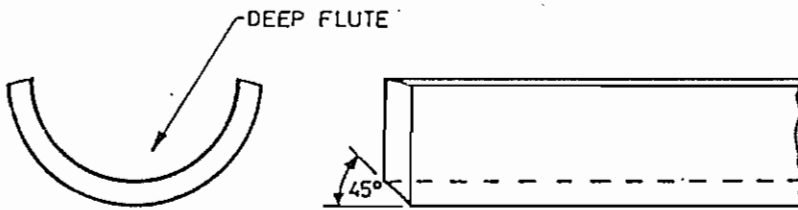


Fig 3.4 Profile of the spindle gouge.

Fig 3.6 Profile of 1/4" parting tool.




Fig 5.6 (left) Supporting the tool edge. The cut should be made with the portion of the tool that is supported on the rest. When the cut is made with a portion of the tool not supported on the rest...

... the stock will force the tool to rotate until that portion of the tool finds support. Damage may occur to both the operator and the stock!


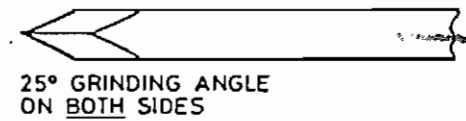
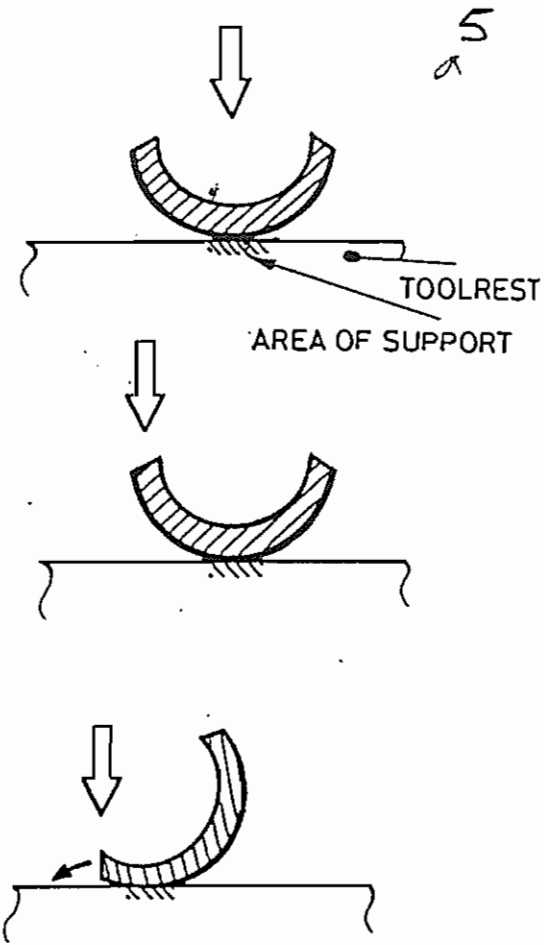


Fig 3.5 Profile of the skew chisel.

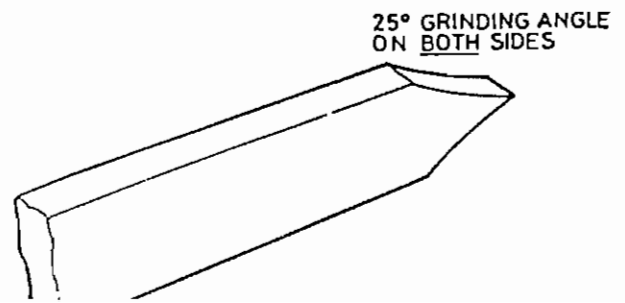


Fig 6.29(a) Initial position of gouge for turning a cove.

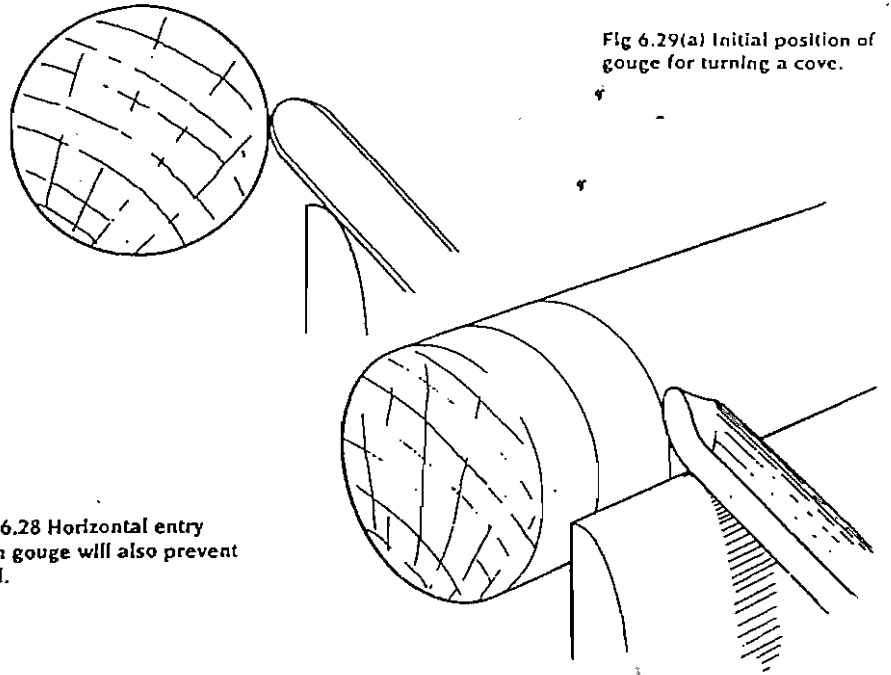


Fig 6.28 Horizontal entry with gouge will also prevent skid.

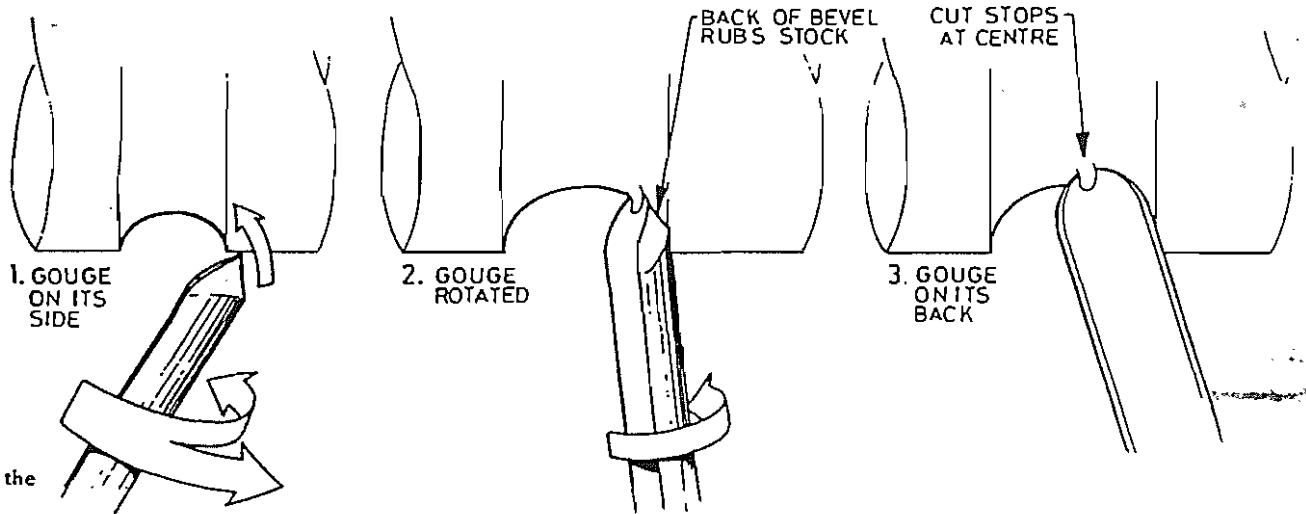
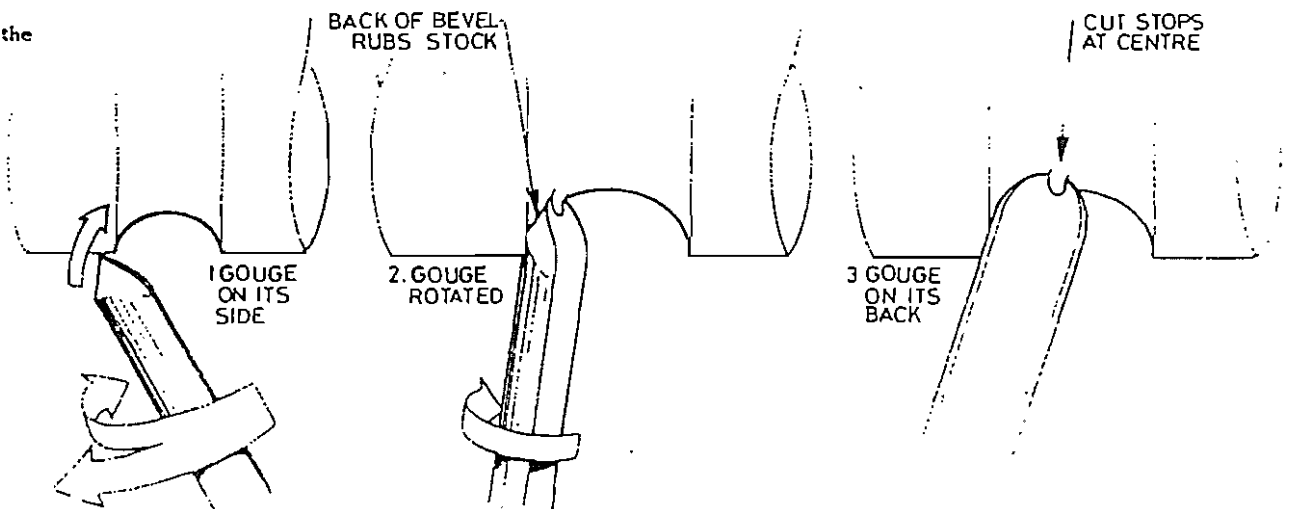


Fig 6.29(b) Movement of the gouge - right-hand side.

Fig 6.29(c) Movement of the gouge - left-hand side.



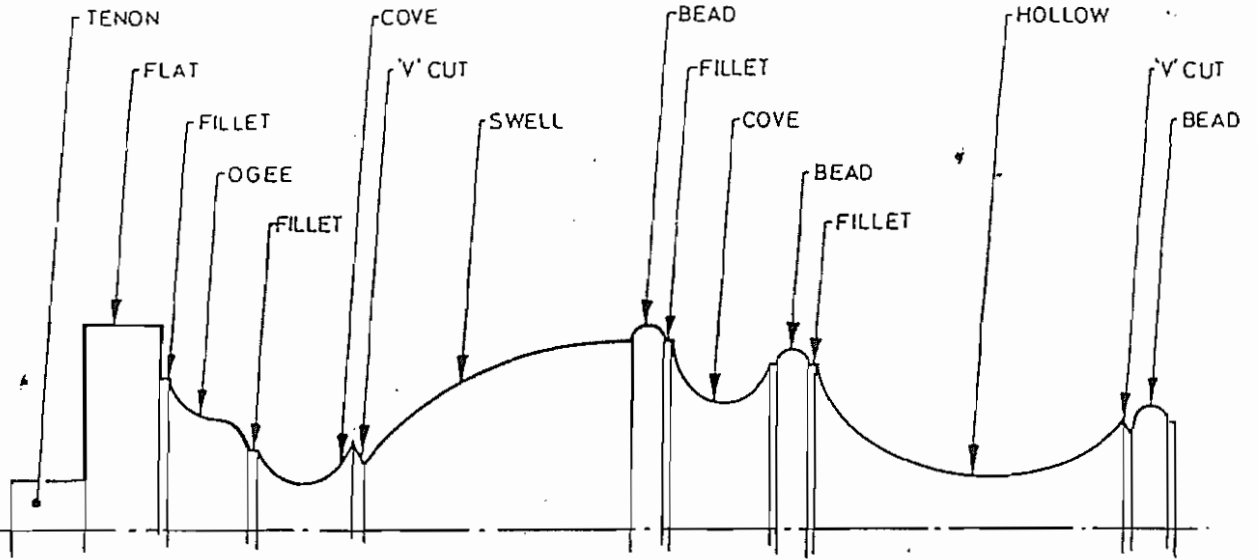
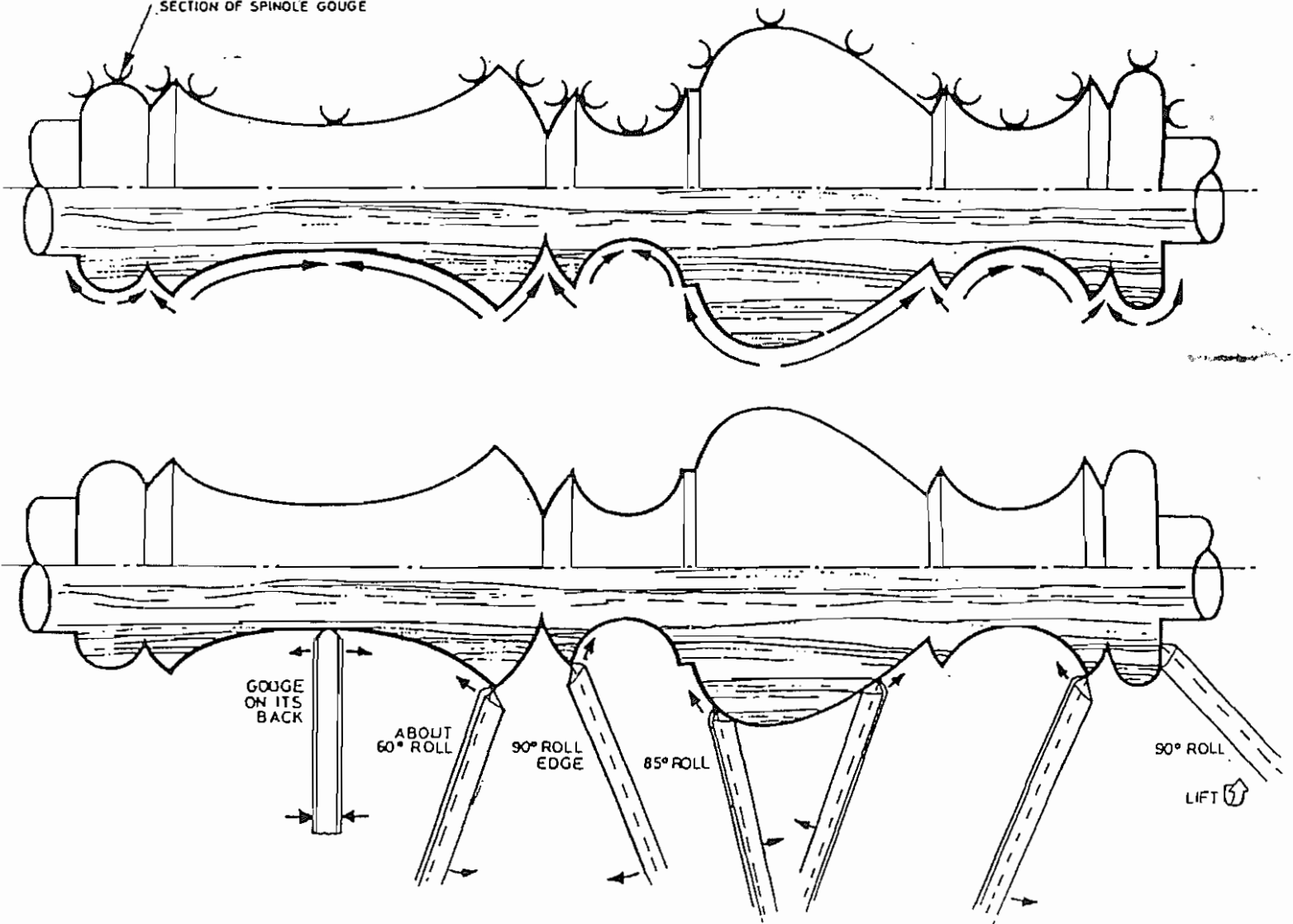
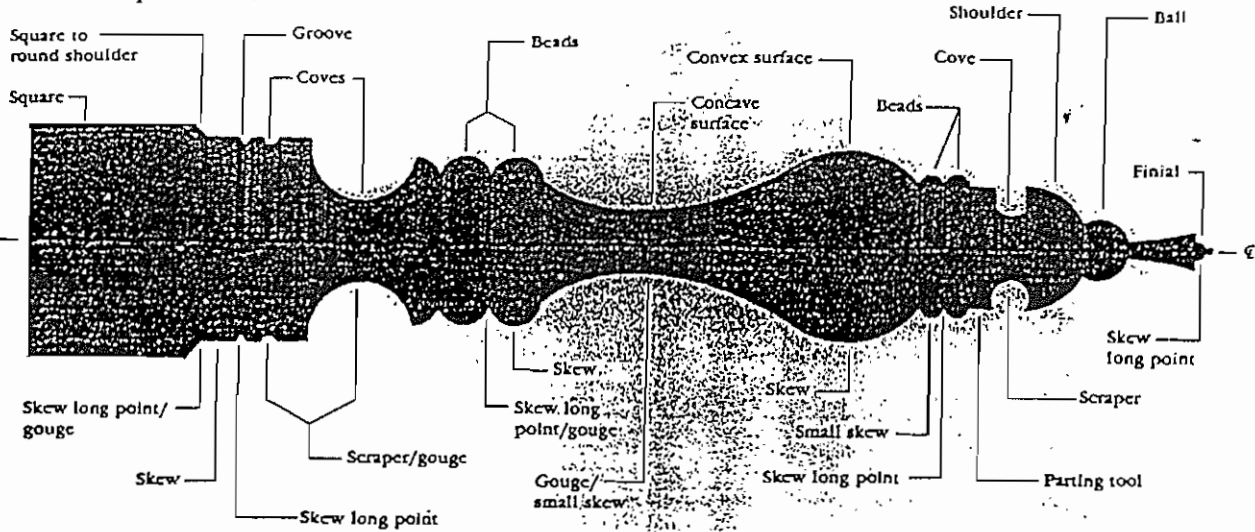


Fig 6.22 Traditional turning profiles.

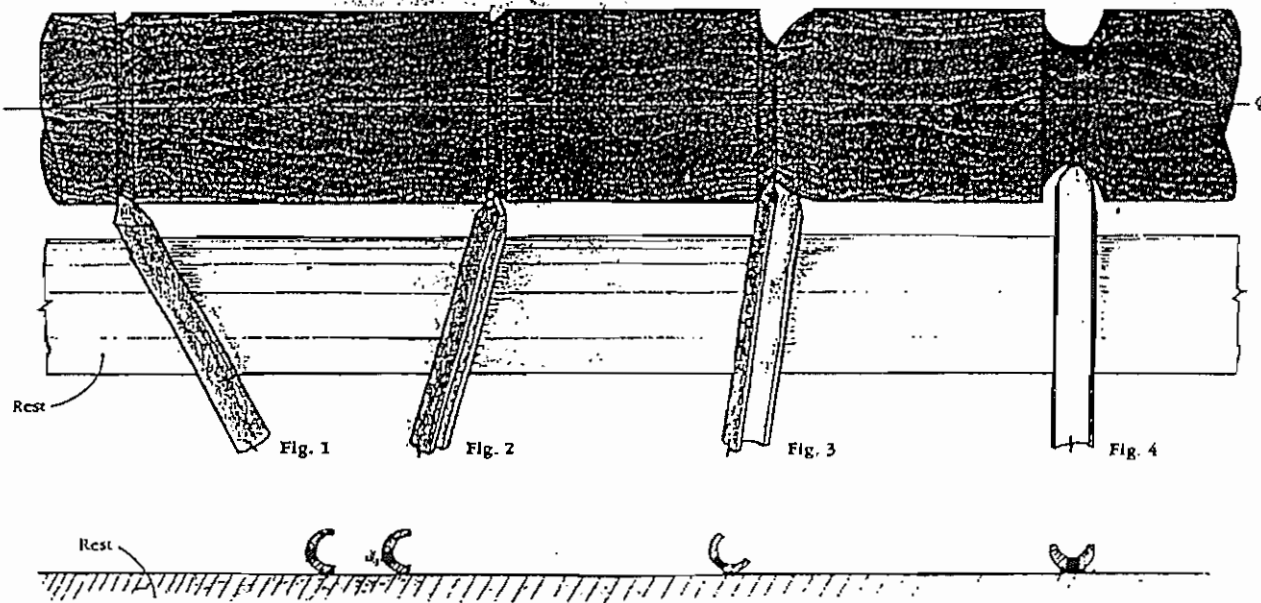
SECTION OF SPINOLE GOUGE



**External Shapes and Tools**

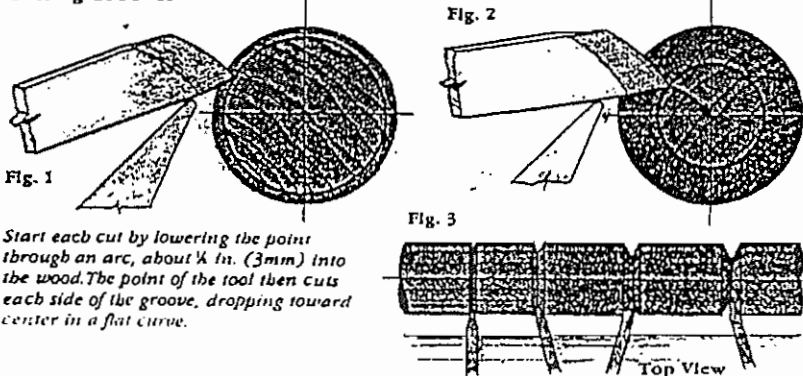


**Cutting Coves**



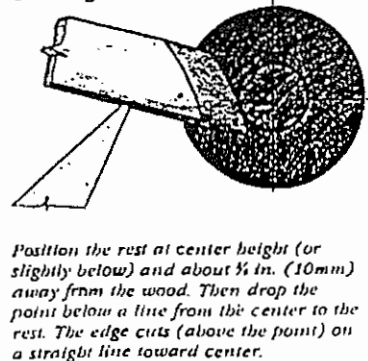
*These cross-sectional end views show how the point of cut moves as the tool is rolled through the cut.*

**Cutting Grooves**



*Start each cut by lowering the point through an arc, about 1/4 in. (3mm) into the wood. The point of the tool then cuts each side of the groove, dropping toward center in a flat curve.*

**Shearing Cut**



*Position the rest at center height (or slightly below) and about 1/4 in. (10mm) away from the wood. Then drop the point below a line from the center to the rest. The edge cuts (above the point) on a straight line toward center.*