

President
 Josh Pichanick
 2091 Silwell Court
 Burlington, Ont.
 L7P 3P9
 905-335-3275

Treasurer
 Ken McCuaig
 2143 Russet Rd
 Mississauga, Ont.
 L4Y 1C2
 905-277-3029

THE CHIP FLYER

ISSUE: 14

APRIL 1997

NEXT MEETING

Casual Evening - Members only - APRIL 3 - 7:00 pm to 10:30 pm
 Formal Evening - Members and Guests - APRIL 17 - 7:00 pm to 11:00 pm

MESSAGE FROM THE PRES.

ODE TO TURNING

with apologies to Ogden Nash

"Spring is sprung
 the grass is riz,
 I wonder where the turners iz.

Turner iz on the wing they say
 but that's absoid
 from what I hoid
 the wing is always on the
 (Snow)boid"

Especially on our Casual nights,
 the first Thursday of the month.

That's the time and place to
 turn, get your hands dirty, your hair
 full of shavings and make the chips
 fly.

With the generous assistance
 of Steve Villeneuve and Kevin Ellis,
 we have three lathes available.

3 lathes for 3 1/2 hours equals
 630 minutes. This allows 14
 members 45 minutes each to have
 a go, so come on out

*Editor's note - if you notice any spelling
 mistakes in this newsletter, blame Josh, his
 poem broke my spell checker.*

A SPECIAL SEMINAR TO LOOK FORWARD TO - IN 1998

The nationally acclaimed turner
 (and sculptor), Virginia Dotson of
 Scottsdale, Arizona cannot visit us
 this year due to a very full
 schedule.

Excerpt from her letter to Josh
 Pichanick in February 1997.

"I have given some thought toward
 a presentation to your group in
 1998. I feel that demonstrating with
 actual laminated blanks helps
 explain the entire process to
 people in a way that no other
 method does.

When people can see the
 relationship between the drawing,
 the blank and then watch how the
 design develops during the turning
 process, I think they really
 understand it. This understanding
 would be reinforced during the
 member's hands-on workshop by
 working with laminated blanks
 and they could make their
 own blanks to turn during this part
 of the workshop. It would really


teach your members about
 laminated woodturning"

- WOW -

We are planning a regular 3rd
 Thursday evening, a one day
 hands-on Friday session for
 GHWG members and a full
 Saturday Seminar for us and
 members of other turning guilds,
 as early as next Spring.

Virginia Dotson's presentations
 will be well worth whatever the
 cost, so start feeding your piggy
 banks.

*"Shadow Play #1 by Virginia Dotson,
 finnish birch, maple, anilyne dye,
 10" h X 9" dia.*



NEW MEMBERS

Welcome to our newest members

Mike Fuchs of Burlington and Jim Campbell of Mississauga.

Most of the 1996 membership have renewed for 1997. Aside from Snowbirds, there are a few left to contact to get confirmation of renewal. This will be the last newsletter sent to those who do not renew.

A message from your 1st Vice President, Brian Graham

During our first year of 1996, the "new" GHWG membership grew by word of mouth only, as the workshop venue could not accommodate more than about fifty people.

Now that we have a wonderful new home, we plan to make a concerted and continuous membership drive, which will also serve to "Promote and Educate the Art of Woodturning". This effort could become the specific function of some of the Executive members, perhaps even to the point of creating the position of Membership Secretary (similar to the CWA).

The following appeared in the Hamilton Spectator on March 29th, 1997 in the "TAKE NOTE" section.

"Wood Turners - The Golden Horseshoe Wood Turners Guild meets the third Thursday of every month at the Burlington Senior's Centre, 2285 New St. Burlington. To register, call 335-3275"

We have also invited members of the **Seniors Centre Woodworking Club** to be our guests, with a view to joining up.

In the meantime, please call me at 339-3872 with any ideas or suggestions you may have in this regard.

Brian Graham

Sandy Mugford (Wally's wife) has graciously offered to have the GHWG participate in a Craft Show in November this year and a Show Case in April 1998 at the Hamilton Central Library.

More details will follow when we have received the official invitations.

TURNING SMOCKS

Those who were at the last meeting will remember our two semi professionals who modeled the turning smocks. For those who missed it, I have the following.



I hope they don't give up their day jobs.

As you can see there are two style of smocks available .

The first, modeled by Josh is being made by Ken Goldspink's wife of the Grey Bruce Woodturners Guild as their fundraiser. Made from long wearing drill/denim in Sea Green, it has a full length zip up the front to the top of a wide collar which in turn has a Velcro closing strap. The sleeves also have Velcro straps to ensure the cuffs can be closed as tight as required. The length reaches to the bottom of the pocket opening of a pair of pants. One wide and two narrower pockets are at the back, sized to hold the battery of an air helmet. Josh has tested the smock and says dust and chips do not cling to the fabric and can be removed by a simple flick of the wrist.

The second longer smock modeled by Jim Wright is more in the style of the Lee Valley smock and is being made by a neighbour of Kevin Ellis. It is made from a similar material as above in a light beige colour. It has 2 straps to tie it closed in the back, elastic sleeves, and pencil slots.

Either smock will sell for \$ 50 taxes included, shipping extra. Sizes available are Small, Medium, Large and Extra Large but you may wish to supply sleeve length and chest size to ensure you have selected the right size.

Contact Mary Muir at (905) 335-8133 to order or get more info. The short smock has been used by Josh and the longer one by Kevin Ellis and I'm sure they will welcome questions.

CRESTS

Mary Muir has also arranged to have a number of GHWG crests made which may be available by the next meeting. They are similar to the GHWG logo on the front page of this newsletter but with two lines of text to accommodate the stitching machine. They will have black lettering on a gold background. These are good quality crests and can be sewn onto hats, smocks, jackets etc. and should stand up to frequent washing.

When available, they will sell for \$13.00 including taxes at the meetings.

Thanks to **Steve Villeneuve** for the permanent loan of a brand new Ryobi Mini Lathe. This will be a great asset for the members during the casual night, seminars and demonstration. It might also relieve Kevin Ellis from dragging his Carbo-tech with him all the time.

Also thanks to **Wally and Sandy Mugford** for the donation of a badly needed dustpan for cleanup.

WOOD HARVEST

As mentioned in the March newsletter, the Grey Bruce Woodturners Guild will be harvesting some stumps and crotchs from a 28 acre wood lot in the area. The harvest will take place on Saturday April 26. The cost will be \$40 per person with cheques made out to the GBWG. The contact is Stan Braniff. Contact Josh for more information.

WOOD RAFFLE

At the March 20 meeting we held a special wood raffle which in addition to the usual wood blanks and finished item, had a special item. Mark Salusbury completed and signed the bowl which he started at the February meeting and donated it to us as a fund raiser. We therefore asked \$10 for

three tickets and \$5 for one for this one occasion only.

The raffle raised a record \$ 265 which will go a long way toward paying for future demonstrators. The finished item was made by Norm Kemp and won by Brian Graham. Norm had made an "improvement" on Marks discus shaped vessel.

Mark Salusbury's fiddleback maple vessel with black burnt rim was won by Michael Hoffman. Congratulations Mike, a signed bowl of this quality will become a family heirloom.

WORKSHOP SHOW

The Woodturners Guild of Ontario and the Kawartha Woodturners Guild presented a joint demonstration and display at

the Canadian Workshop Show on February 28 through March 1.

They had three lathes going and although located in a small room at the rear of the building, the demo's were very well attended. They even had two turners working the One Way simultaneously, one outboard and one inboard.


The display of turned pieces was very impressive. The pieces ranged from large bowls to closed vessels and small ornaments.

Josh Pichanick was the only turner from GHWG to send display items. He even had an offer on one of his large bowls but I'm not sure if he finally made contact with the potential purchaser.

Congratulations to members of the WGO and KWG for a first class display.

SHOW AND TELL

Once again, many members brought their latest turned jewels for display at the members meeting. This time I tried using a digital camera so I could publish pictures of the items on display. Unfortunately, I was so busy taking pictures and showing my guest around, I didn't get any details of who made what. My apologies for this. I have tried to reconstruct a list of those who contributed items to the table, but it may not be complete. The items were made by Josh Pichanick, Cliff Rose, Doug Kurtz, Norm Kemp, Jim Wright and others. If you see your work here and it's not credited, bring it back to the next meeting and make sure I'm awake this time.



ANGASTER WOOD SHOW

May 30, 31 and June 1

The coordinator, John Downes tells us that they had received numerous compliments regarding our presentations and display last year.

We have been invited back again for the 1997 show and will be given about 40 feet free of charge in one of the regular halls. We should be able to get 3 or 4 lathes for demonstrations. Kevin Ellis is arranging for a 10 foot banner to indicate who we are.

We will be looking for volunteers to setup on May 29 and takedown on June 1.

In addition we will need turners, novice, intermediate, advanced, it doesn't matter; to demonstrate for 3 hours (or more if you wish) on one of the three days of the show. This is great chance to introduce turning to the public and interest new members. It's also a great challenge to novice turners like myself to show what we learned in a short time.

I became interested in the GHWG at the 1996 Ancaster Wood show when I met Josh, Brian Crosthwait, Steve Veleneuve, Brian Graham, Cliff Rose, Brian McIntosh and other members of the GHWG who took the time to show me what woodturning was all about, and convince me that you didn't need to be an expert turner to join a woodturning guild, in fact it's the best way for a novice to get into the hobby.

In addition to the demonstrations, we will have a secure area to display members work. A few pieces from each member would provide an impressive display. While we won't be selling at the show, those members who normally do sell could leave a business card with their display pieces and these cards could be handed out to those interested in buying.

Please contact Josh Pichanick soon to let him know how you can contribute to this important event.

UPCOMING EVENTS

AT GHWG

BRIAN REYNOLDS

Thursday April 17 AT 7:-00 PM
at the GHWG

Brian is a very capable production spindle turner and has demonstrated on a number of occasions at other Woodturning Guilds

May 15
Marilyn Campbell

June 19
Norm Brunton

ROCKTON WOOD SHOW

April 18, 19, 20
Fri (12-5 Sat (10-5) Sun (10-5)
Rockton, Ontario
Hwy #8 between
Cambridge and Hamilton
(519) 647-2502

ANGASTER WOOD SHOW

May 30,31 and June 1
Ancaster fair grounds
Hwy #53

DURHAM WOOD SHOW

August 8,9,10 1997
Durham, Ontario
Junction of Hwy #6 and Hwy # 4
South of Owen Sound
(519) 369-6902

WOODTURNING LESSONS

Novice, intermediate, advanced.
in SPINDLE: legs, bud vases, ornaments....
BOWL: green, dry, natural edge.
HOLLOW VESSEL: Jordan Tech.
SHARPENING
FINISHING
FORM AND DESIGN STUDY
TUITION: Single \$20/hour
Group (2-4) \$35/hour
Lesson TBA in your shop/studio with your equipment.
This facilitates the progress of learning and teaching.
Please call
Glen Farrell (905) 336-3109

FOR SALE

Vega bowl lathe, 19" capacity, light duty, complete with One Way chuck and Jumbo Jaws
Asking \$ 400

Delta 1 1/2 H.P. 220v shaper, like new with raised panel cutter, worth \$1200. Asking \$ 600

Logs 16 Oak logs, air dried, 18" diameter x 24" long, sealed both ends. Asking \$25 each.
contact Dennis Lecavalier
(905) 849-7818

Second Annual Haliburton Log Auction

Saturday May 3, 1997
Open bidding starts at 10:00 AM and continuous with a silent auction - closes at 5PM
Fine Quality Woods and Burls
Unusual species - Butternut, Walnut, Bird's Eye Maple etc.
Oversize Cherry, Ash, Cedar
Quality Veneer hardwoods
Highway 118 - Just West of Haliburton
to the town of Stanhope
site is opposite the Stanhope Church
Cash and cheques only.
Portable sawmill on site for custom cutting.
Contact person Cara Mitchell (705) 457-4563
or the Organizer in Ottawa
Lorne Johnston (800) 347-2271
(referred to the GHWG by Mark Salusbury of the CWA)

EXOTIC WOODS INC.

Serving Woodworkers with Quality Lumber and
Supplies since 1978

- Turning Blanks, Squares & Burls
- Turning Tools, Pen & Pencil Parts
- Deft, Waterlox & Clapman's Finish
- 5% discount for CWA Members
- \$100 or more reg. priced stock - no GST

Just arrived Box Elder (Green)

great colour, good figure,
slabs to blanks - 2"-6" thick
\$3 per B/F

Also great stock

Big Leaf Maple burl slabs
and burl caps for natural edges

More Burls arriving
Fir, Yellow Cedar & Spalted Maple

2483 Industrial Street
Burlington, Ontario L7P 1A6

Tel: (905) 335-8066

Fax: (905) 335-7080


ADVERTISING

This is the first issue of the GHWG to include paid advertising. This has been started to help bolster the GHWG coffers to help pay for the newsletter and demonstrations, etc. We are working on a couple of other Companies and plan to devote one or two sides of a page for this purpose.

NEWSLETTER SUBMISSIONS

If you have any articles, ideas, articles (wood, tools, etc.) for sale, articles wanted, etc., please contact me and I will add it to the next newsletter.

Frank Ditomaso, Editor
905-335-5391 (Evening)
905-548-7014 (Weekdays)




"Opposition #1" by Virginia Dotson
Wenge and Brazilian Satinwood
5" h x 12" dia

MARTIN GRONENG

Martin Groneng treated us to a combined turning lecture and demonstration at the March 20 meeting.

In the first half his presentation, Martin discussed his philosophy toward his work and how he has evolved as a turner. He talked about most of the items in the extensive gallery of turned objects he brought for display and discussed the specifics of each piece.

The pictures below show some of the items he brought which ranged from tiny vases to a large vessel. I was very impressed with an Osage Orange vase that was polished to a mirror finish and treated with Renaissance Wax. Martin has displayed this vase for a while and it still doesn't show any signs of wear or even fingerprints.



Martin also brought a table full of tools and jigs which he uses in his woodturning and discussed their uses and advantages. The items ranged from a homemade spigot

chuck to a bowl depth gauge. I think the newer members benefited a lot from the discussion since it gave them a great number of tips for their own shops.

Martin then proceeded to demonstrate turning a small vessel shape. He started with a Box Elder blank which he rough turned between centers and added a spigot foot for the four way chuck. He then mounted the blank



on the chuck, and with the tail stock still in place, completed most of the outside shape. He left some wood near the base to support the blank during hollowing. He then removed the tailstock and drilled a hole in the top with a gouge to provide a depth reference.

Using a custom boring bar he began careful hollowing of the vessel through a small hole, explaining that he removed the wood in small steps. He first removed the upper 2 inches with small circular sweeps that ended in the middle of the opening. The sweeps got progressively larger as he worked his way across the width of the vessel. Once the first few inches were removed, he began working deeper, again in small steps until he reached the bottom of the drilled hole.

Unfortunately, we ran out of time before Martin could complete his work and had to simply describe the rest of the process to us. When the hollowing is completed, he would smooth the inside as far as a finger can reach (and probe) and doesn't worry about the rest. He would then complete the outside shape, sand and begin finishing before parting off. He pointed out however, that it may take another 2 weeks to build up an acceptable finish.

Even though the turning part of the demonstration was cut short because of a lack of time, I think most of the member understood the basic concepts and will now attempt what appears to be a very difficult process, hollowing vessels through a very small opening.

Thanks Martin for an excellent discussion and demonstration.

WOODTURNING ON THE WEB

The following is an excerpt from an article on Woodworking Hazards given to me by George Wilbur. The full article is ten pages so I will give it to our librarian, Keven Ellis. If you wish to see the whole article, please see Kevin. I have reprinted the chart from that article which reviews the toxicity of different kinds of wood.

Table 1. Toxic Woods - By Robert Woodcock, R.N., B.S.N., C.E.N.

REACTION	SITE	SOURCE	INCIDENCE
I - irritant	S - skin	D - dust	R - rare
S - sensitizer	E - eyes	W - wood	C - common
C - nasopharyngeal cancer	R - resp. C - cardiac	LB-leaves, bark	U - unknown
P - pneumonitis, alveolitis (hypersensitivity pneumonia)	N - nausea, malaise		
DT - direct toxin			

WOOD	REACTION	SITE	POTENCY	SOURCE	INCIDENCE
Bald Cypress	S	R	+	D	R
Balsam Fir	S	E,S	+	LB	C
Beech	S,C	E,S,R	++	LB,D	C
Birch	S	R	++	W,D	C
Black Locust	I,N	E,S	+++	LB	C
Blackwood	S	E,S	++	D,W	C
Boxwood	S	E,S	++	D,W	C
Cashew	S	E,S	+	D,W	R
Cocobolo	I,S	E,S,R	+++	D,W	C
Dahoma	I	E,S	++	D,W	C
Ebony	I,S	E,S	++	D,W	C
Elm	I	E,S	+	D	R
Goncalo	S	E,S	++	D,W	R
Greenheart (Surinam)	S	E,S	+++	D,W	C
Hemlock	C	R	?	D	U
Iroko	I,S,P	E,S,R	+++	D,W	C
Mahogany (Swietenia)	S,P	S,R	+	D	U
Mansonina	I,S N	E,S	+++ +	D,W D	C
Maple (C. Corticale mold)	S,P	R	+++	D	C
Mimosa	N		?	LB	U
Myrtle	S	R	++	LB,D	C
Oak	S C	E,S	++ ?	LB,D D	R U
Obeche	I,S	E,S,R	+++	D,W	C
Oleander	DT	N,C	++++	D,W,LB	C
Olivewood	I,S	E,S,R	+++	D,W	C
Opepe	S	R	+	D	R
Padauk	S	E,S,N	+	D,W	R
Pau Ferro	S	E,S	+	D,W	R
Peroba Rosa	I	R,N	++	D,W	U
Purpleheart		N	++	D,W	C
Quebracho	I C	R,N	++ ?	D,LB D	C U
Redwood	S,P C	R,E,S	++ ?	D D	R U
Rosewoods	I,S	R,E,S	++++	D,W	C
Satinwood	I	R,E,S	+++	D,W	C
Sassafras	S DT C	R N	++ + ?	D D,W,LB D	R R U
Sequoia	I	R	+	D	R
Snakewood	I	R	++	D,W	R
Spruce	S	R	+	D,W	R
Walnut, Black	S	E,S	++	D,S	C
Wenge	S	R,E,S	++	D,W	C
Willow	S	R,N	+	D,W,LB	U
W. Red Cedar	S	R	+++	D,LB	C
Teak	S,P	E,S,R	++	D	C
Yew	I DT	E,S N,C	++ ++++	D D,W	C C
Zebraewood	S	E,S	++	D,W	R

WOODHAVEN

DOMESTIC WOODS & BURLS

BLANKS • SQUARES • FINISHING SUPPLIES

OVER 20 SPECIES IN STOCK

- *Sugar Maple*
 - *Apple*
 - *Cherry*
 - *Elm*
 - *Mulberry*
 - *Lilac*
 - *Walnut*
 - *Box Elder Burl*
 - *Maple Burl*
 - *Birch Burl*
- *Figured* • *Spalted* • *Crotch*
• *Half Logs* • *Pen Blanks*

*All green wood and blanks are end sealed with emulsified wax
Custom cutting*

Shop Rate \$35.00/hr. (Minimum \$3.00)

HOURS

Thurs. & Fri. 11 am - 6 pm
Saturday 10 am - 3 pm
Sunday by Appointment Only

(905) 336-9068
6618 McNiven Rd.
Kilbride

