

President	Treasurer
Josh Pichanick	Ken McCuaig
2091 Silwell Court	2143 Russet Rd
Burlington, Ont.	Mississauga, Ont.
L7P 3P9	L4Y 1C2
905-335-3275	905-277-3029

THE CHIP FLYER

ISSUE: 12

FEBRUARY 1997

NEXT MEETING, in our new home at the CENTRAL RECREATION CENTER
519 Drury Lane, Burlington at 7pm
Casual Evening - Members only - February 6 - 7:00 pm to 10:30 pm
Formal Evening - Members and Guests - February 20 - 7:00 pm to 11:00 pm

HAPPY NEW YEAR and welcome to our newest members, Robert Picard, Al Sanford, and Ted Woodford. Great to have you on board. A special welcome back to Vince Redmayne following his recent surgery. He is still as tall as before - but is he better looking? (This is not a survey)

SET-UP AND CLEAN-UP CREWS

Special thanks to the set-up crew and the clean-up crew for all their help moving benches and chairs during our regular meetings in 1996. The original set-up crew included Randy Morrison, Ken Agg, Vince Redmayne and Eugen Schlaak. The Clean-up crew included John Craven, Bob Hitchcox, Eugene Walker, Cliff Rose, Doug Newlove, and Len Collins. Several people worked on both crews. In addition a number of other members, including some who recently joined the GHWG, contributed as well. Thank you very much.

We will still need some assistance in setting-up and cleaning-up at our new location starting Feb. 20, as well as at the informal sessions for hands-on, the first of which will be on Feb. 6.

Al McBurney

CASUAL EVENING

Last year, the only way the GHWG could assist beginners and intermediate woodturners was to hold a "hands-on" evening with 4 or 5 lathes available. It was effective but not nearly enough - which is why we now have the Casual Evening - to assist those members, and to "promote and educate the art of woodturning".

Bring your blanks and cutting tools, and have a (short) go, under the guidance of some of our more advanced turners - or, simply come and watch.

The casual evening should be a regular educational effort and if there is sufficient demand - we could arrange to have more lathes on hand.

MEMBERSHIP RENEWAL

Our treasurer, Ken McCuaig, will issue 1997 membership cards for all those who have already renewed their membership. For those who have not yet done so, please remember that February 28th is the deadline and \$35.00 is much cheaper (and as important) as your RRSP contribution.

Cheques should be made out to the GHWG and may be mailed directly to Ken McCuaig. Please note, the reduced family membership applies only to members with a common address, and the holder of a reduced rate membership is not eligible to vote.

As of January 23, the renewal membership totaled 39.

MESSAGE FROM THE PRES.

CWA

Many members subscribe to the American Association of Woodturners and some to the English Woodturning publication, both of whom have excellent magazines.

But, how many subscribe to the Canadian Woodturners Association and their journal "The Canadian Woodturner"?

Not that many - and that's a shame.

Sure the "Canadian Woodturner" is not a frequent, thick, glossy or perhaps even as professional - but one thing they have exclusively - it is Canadian, it is ours, and should therefore be the vehicle through which woodturning in Canada is driven.

I am sure many woodturners and perhaps even Woodturning Guilds feel they can get along without the CWA, but this is a very individualistic and short sighted viewpoint. We cannot expect the organization or its publication to offer us more if it is not supported by woodturners and particularly Woodturning Guilds.

After all, the subscription is only \$20.00 (Cdn.) per year and already a very worthwhile publication. The CWA is a nationally chartered, non

profit group, dedicated to the promotion of woodturning.

Cheques can be made payable to "The Canadian Woodturners Association" and mailed to -

Roland Anderson
Membership Secretary
Canadian Woodturners Assoc.
103 Pegasus Trail
Scarborough, Ont.
M1G 3N8

Remember to give your full name and address to ensure delivery.

YEAR END AUDIT

At a modest cost of \$40.00, a company specializing in Bookkeeping and Accounting for small businesses, V.M. Enterprises, completed an audit of the GHWG books and financial status.

The Bank Reconciliation and Year End Operating Statement to Dec. 31, 1996 - balanced exactly. The only exception being a lack of supporting receipts for combined expenses over and above the Petty Cash allowance of \$100.00.

At the last executive meeting on January 7th 1997, the committee voted unanimously to accept the audit as prepared pending the possibility of retrieving further documentation from Dave Mortimer's widow at a more opportune time.

Nancy Mortimer called on January 8th, to advise she had been able to go through his papers and had found a number of files.

In view of this development and under the circumstances we have handed the documents over to V.M. Enterprises, to prepare a revised audit of non fixed expenses, at a cost of \$30.00.

They will also provide a breakdown of expenditure for future budgeting purposes, for items such as - photocopies, stamps, coffee, etc. material for Guild assets e.g. the mirror stand, etc.

In addition, they will provide a draft accounting system to assist all future treasurers, and a mid year trial balance check of the books. The financial report will be available for all members to read at the February 20th Members meeting.

Josh Pichanick

ANNUAL GENERAL MEETING

Josh (the 1996 guild president), on behalf of all members, thanked the outgoing executives;

- George Wilbur
- Doug Newlove
- Brian Graham
- Kevin Ellis
- Al McBurney

for their dedicate efforts in office and on behalf of the Executive Committee thanked all members for their support and enthusiasm.

In response, the members gave Josh a warm thank you for his devoted and constant efforts all year on their behalf.

The first Annual General Meeting of the Golden Horseshoe Woodturners Guild since the inception of the constitution was then called to order.

1997 EXECUTIVE COMMITTEE ELECTION

Al McBurney, chairman of the nomination committee, was asked to

- record the minutes of the meeting
- give the nomination report
- chair the election portion of the meeting
- and act as the Elections officer for the new Executive Committee for 1997 and 1998.

Al was then able to complete his long and difficult task of finding members to run for the seven executive positions with final elections at this meeting.

Al had prepared a short personal history of each candidate for distribution at the meeting so the members could learn something about the people they were about to consider. As there were no new nominations from the floor, all the candidates were elected by acclamation. The member agreed unanimously to accept the election results. The new 1997 executive is therefore as follows:

- President - Josh Pichanick
905-335-3275
1st Vice President - Brian Graham
905-339-3872
2nd Vice President - Kevin Ellis
905-319-8863
Treasurer - Ken McCuaig
905-277-3029
Secretary - Al McBurney
905-332-6343

Newsletter Editor - Frank Ditomaso
905-335-5391
Member at Large- Mary Muir
905-335-8133

NOTICE OF MOTION

Prior to the AGM being called to order, a notice of motion was raised by Eugen Schlaak in regard to the Golden Horseshoe Woodturners Guild - bylaws - section C-5-C as follows.

C-5 Treasurer

C) pays out such monies as are required by instructions of the Executive. All major expenditures will have pr or approval of 2/3 of the regular members present at the meeting."

The notice of motion to amend the said bylaw reads as follows -

"All expenditures exceeding \$100 (except rental fees for regular membership meetings and insurance coverage) will have prior approval of 2/3 of the and continues -

"Above would remove any ambiguity of the word "major" in said article".

The motion, having been raised in accordance with the GHWG Bylaws, will be debated and put to a vote at the meeting on February 20th, being 30 days subsequent to its introduction.

EXECUTIVE COMMITTEE MEETING

All previous and newly elected members of the Executive Committee were asked to attend the next Executive meeting on January 23rd, at the home of Al McBurney.

HATS, SHIRTS AND SMOCKS

Mary Muir is investigating a source of baseball style hats, T-shirts and turning smock (Lee Valley Style?) complete with club logo. More information will be forthcoming. If you have any ideas or comments contact Mary Muir or Josh Pichanick.

ART ON THE LATHE

The GHWG members continued to demonstrate their skills and share their woodturning successes and learning experiences at the "Show and Tell"

- Mary Muir reluctantly dragged out a beautiful English Walnut bowl which she turned on Josh's lathe.

- Cliff Rose demonstrated a small bowl which had been enhanced with chip carving. He also displayed some new Christmas decorations and tips on the adapter he uses to hold the small pieces; a birch vase from salvaged wood; and two hurricane lamps, one from Big Leaf Maple, Bloodwood and Walnut, the other Beechnut.

- Brian McIntosh displayed his shallow Elm bowl and three natural edge deep Elm bowls. He also discussed how he got the mirror like finish using a combination of power sanding then hand sanding using the same grit and working his way up from 80 to 400.

- Kevin Ellis showed a Maple bowl that he spalted himself by subjecting the wood to damp soil in his backyard for a number of months. He also had some turned scoops from junk wood.

- Norm Kemp displayed 5 laminated pieces which he made from 18 pieces of scrap wood.

- Josh Pichanick demonstrated how to get knots to grow out of a 22" maple bowl after it's gone to the dealer for sale. He discussed the problems of mounting and turning the bowl into a round shape again, locking in the knots and filling cracks with Cyanoacrylate glue (Hot Stuff) and sawdust and finishing with Waterlux.

- Ken Wilson demonstrated a bowl made with his technique of using cutoffs carefully cut into two concentric pieces and glued back together to make a thicker bowl blank. Ken also gave us a great tip - put Waterlux or any drying oil in 35mm clear film containers for long term storage. The lack of air allows the finish to be stored for a long time without becoming gummy.

The Wood Raffle brought in \$ 105 and cleaned out our storage of excess turning blanks in the process. The raffle supplies about 1/3 of our annual income and is a great way for a novice like myself to obtain a variety of quality turning blanks. While it may be difficult for us city dwellers to find good quality wood to donate to the raffle, the search can be as interesting as the find. Lets keep the interest up.

As promised, Mrs. Agg, who won the finished item draw last month, sent in an apple pie. Ken also turned a platter for the pie and rode shot gun on it all night until the draw. The winner was Michael Hoffman who will provide the finished item for next month meeting.

TURNING DEMONSTRATION

Doug Newlove and Brian McIntosh discussed green log to bowl strategies. Doug used the black board (you'd think he was a school teacher) to show how different strategies can result in either regular, natural edge, end grain or crotch bowls and the resulting effect of the bowl shape and figure. They then demonstrated this on the lathe by turning a regular bowl (Pith toward top) and a natural edge bowl. (Pith

toward bottom). The green bowls were then donated to the wood raffle with instructions for drying and finished turning. Thanks Doug and Brian for excellent demonstrations.

THE LIBRARY NEEDS YOU!!!

Please return all overdue items as soon as possible to Kevin Ellis so other members can enjoy the material as much as you do.

GHWG 1997 MEETING SCHEDULE

The accompanying schedule shows the confirmed dates for casual and member meetings for 1997 except for the Christmas social evening. You may wish to cut it out and keep it handy.

By no later than the members meeting of May 15th, a vote will be taken as to whether to retain the Casual Evening and/or the Members Meetings for the July and August period. This will allow us sufficient time to submit a notice of cancellation, if needed.

Also, by Nov. 20th we can decide whether to reserve Dec. 18th for a Christmas social evening (with great goodies available).

NEWSLETTER SUBMISSIONS

If you have any articles, ideas, articles (wood, tools, etc.) for sale, articles wanted, etc., please contact me and I will add it to the next newsletter.

Frank Ditomaso, Editor
905-335-5391 (Evening)
905-548-7014 (Weekdays)

UPCOMING EVENTS

At the GHWG (hey, that's us)

February 20

Mark Salusbury Demonstration

Mark is a professional turner working out of his own studio. He sells his work through galleries nationally. He is President of the CWA and has held executive positions in the WGO.

Canadian Workshop Woodshow

International Center, Toronto

February 28, March 1,2

(See the attached brochure)

Richard Raffan Seminar

Presented by WNY Woodturners
Hamburg Junior High School Auditorium
Division St., Hamburg, N.Y.
Friday, Feb. 28. 6:00-10:00 PM
Donation \$12.00 U.S., no tickets at door and seating is limited.

Contact - Ken Miller 716-839-9674

Jim Hilburger 716-652-3096

Rodney Gingerich 719-457-3718

Jim Cunning 716-649-8395

WOODTURNING ON THE WEB

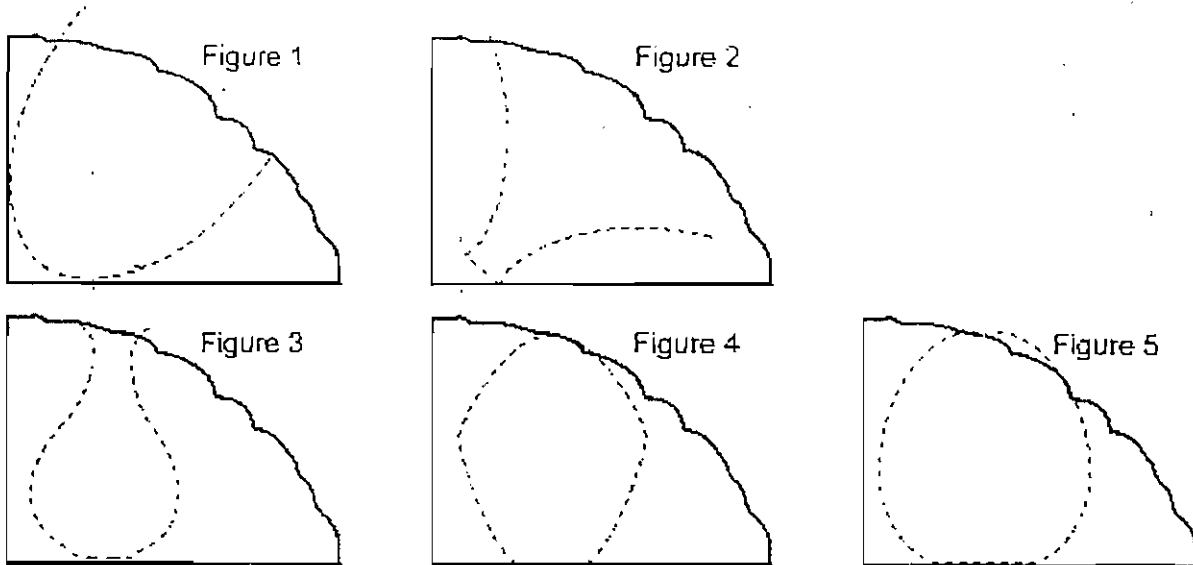
There are many woodturning groups throughout the world with their own web sites. These sites allow them to publish articles, newsletters, meeting notices, and general information about their club. When I find an interesting article on these sites, I will attach it to the newsletter. The article below is by Bill Johnston of the Triangle Woodturners of North Carolina. If you have any suggestions of sites to search or information to search for, let me know and I will try to find it on the Web and get it into the next newsletter. Frank Ditomaso

Take Advantage Of The Slope by Bill Johnston.

From April 1994 TWNC Newsletter

How many times have you become the owner of a great piece of leftover wood, possibly a burl, that defied your imagination? The simple solution for turning would be to square up the piece, getting rid of sloping areas that interfered with basic concepts of bowl and vase design. The result, more than likely, will be a couple of small traditional pieces. This is O.K. for beginning turners, but those with more experience need to stretch their skills and their imaginations.

At the January meeting of the TWNC, and later at the NCW meeting in Hickory, I attempted to explain the idea of using the slope of a piece to create some interesting designs. I'm afraid my explanation was none too clear. So, at the risk of being repetitious, allow me to illustrate through some drawings.



Figures 1 & 2 are natural edged bowl shapes. Nothing extraordinary, but certainly worth a try. Figure 3 is a hollow vessel with a natural edged top. Note that the slope across the rim at the top will create an angular void. Figures 4 & 5 are also hollow vessels with the same kind of angular voids and natural edges as in Figure 3. Be wary of these two designs as the over-all opening at the top could be fairly large, but the opening for hollowing may be very small. Note how the opening at the top closes in from the left side. As the piece rotates on the lathe that closure from the left will determine the diameter of the entry for hollowing.

Certainly there are other designs worthy of consideration. There is never only one way of dealing with an unusual shape. My goal in this article is to try to point out some ways of taking advantage of the slope in such a piece.

Carrying this a step further, I could anticipate some excellent discussions of possible designs if members bring to our meetings some of those unusually shaped pieces from their wood piles. Someone will have some great ideas.

Bill Johnston is a retired school administrator from Minnesota who retired with his wife Melva to the sandhills area of North Carolina near Pinehurst. He turns professionally now and is a long time member of the TWNC and the NCW.

Versions of this article were also published in the Journal of the NCW and the Journal of the American Association of Woodturners.



He's a Burl Watcher

by Celeste Perrino Walker



My husband went to a woodturners meeting one day and never came back. Oh sure—they sent someone who *looked* like him, but they couldn't fool me. It wasn't the man I married. Not the man who didn't know a turning tool from a spatula. Not the man who thought all salad bowls were made in Taiwan. Nor the man who innocently suggested one day, "Hey, honey, what do you think about getting a lathe?"

"What's a lathe?" And why do we want one, I thought but didn't add.

He spent the first year bolting it to the floor, hanging sandbags from it, and turning it on and off to admire the remarkable sound that I could hear clearly outside and two blocks down. For our anniversary I gave him turning tools. He gave me earplugs.

I should've caught on, the first day he started turning bowls. The man who

wouldn't run from a fire flew up the stairs from the cellar where his "workshop" was. With all the sawdust sticking to his safety goggles and clinging to his clothes, he looked more like a monster from a toothpick factory than my husband.

I "oohed" and "aahed" appropriately, even though these first bowls were crude, squat things the dog wouldn't eat out of. That was all the encouragement he needed. Soon, his side of the garage started filling up with things like "spalt" and "bird's eye" and "crotch flame."

Then I started to overhear snatches of conversation with other woodturners. "What a beautiful burl," I heard him whisper lovingly over the phone. "The chance of a lifetime. Cal sure is a lucky guy. Wonder where I could find one."

I would wake up with the sun barely peeking over the mountaintops, but

when I reached for him, only a cold sheet greeted my outstretched fingers. Gone again.

The early morning and late evening trips became more and more frequent. He tried to tell me that he was "just driving around," but I knew. He was burl watching.

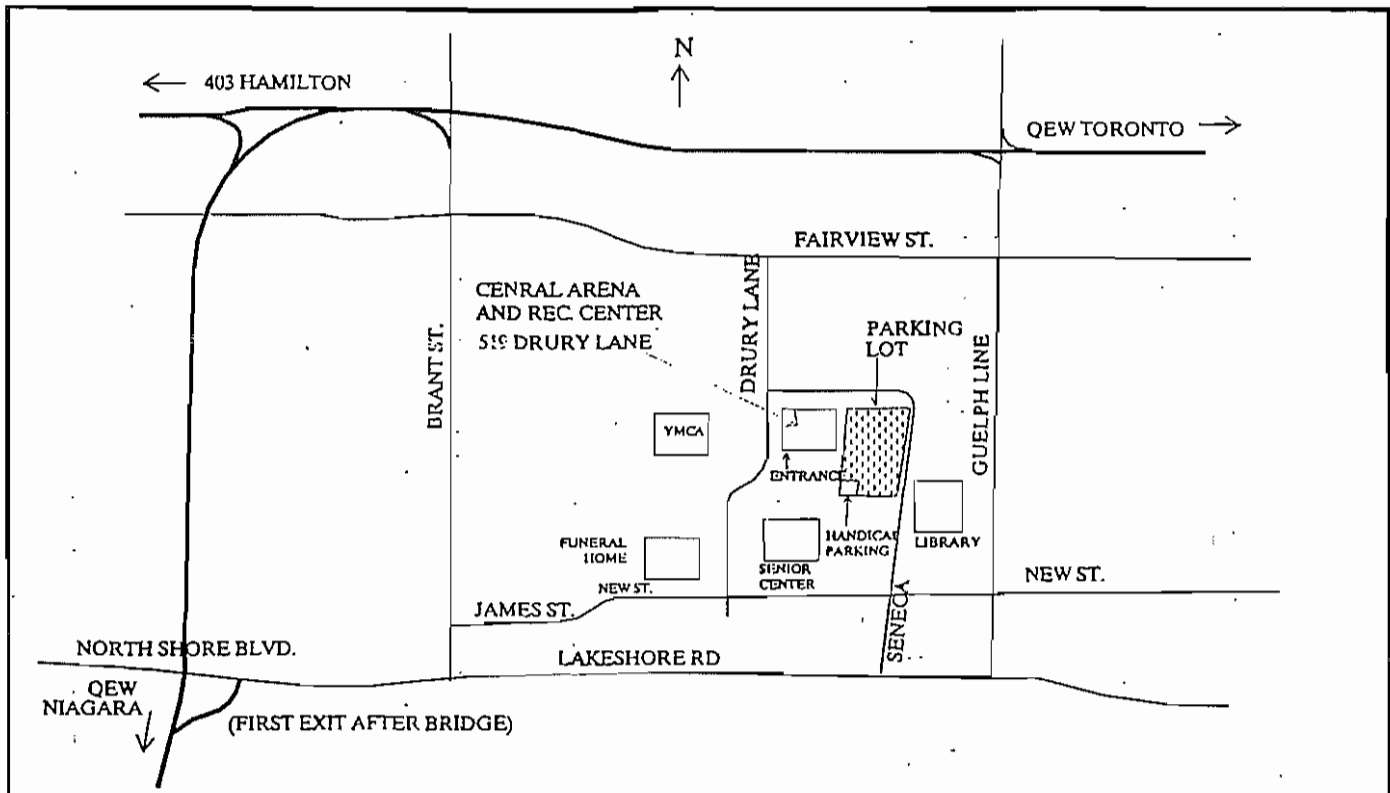
Now he lives from one woodturners meeting to the next, feverishly gathering wood to fill our already loaded garage, and turning a cellarful of wood shavings. I feel like the wife of a beaver.

When our son grows up, I will warn him about these things. "Wood," I will tell him, "is a necessity. But there is a limit. Beyond that is wood addiction. So for goodness' sake, be careful—and don't get carried away with the burls." ▲

CELESTE PERRINO WALKER
is a freelance writer in Vermont.

ILLUSTRATION BY LEN EPSTEIN

GOLDEN HORSESHOE WOODTURNER'S GUILD



GHWG 1997 MEETING SCHEDULE

CASUAL EVENING

Thur. February 6
 Thur. March 6
Monday April 7
 Thur. May 1
 Thur. June 5
 Thur. July 3
 Thur. August. 7
 Thur. September 4
 Thur. October 2
 Thur. November 6
 Thur. December 4

MEMBERS MEETING

Thur. February 20
 Thur. March 20
Monday April 14
 Thur. May 15
 Thur. June 19
 Thur. July 17
 Thur. August 21
 Thur. September 18
 Thur. October 16
 Thur. November 20
 to be decided

STAR ATTRACTIONS!

Sponsored by Minwax & LePage at the Mainstage



Red Green

The world's most hilarious and un-handly handyman takes a break from Possum Lodge and his syndicated TV show to entertain you live at the Canadian Workshop Show, Sunday, March 2 at 11am and 2pm.



Scott Phillips

Host of "American Woodshop" on PBS TV, master woodworker Scott Phillips presents sessions on "My Workshop" (Fri., Feb. 28, 2:30pm & Sat., March 1, 3:30pm) and "Bandsawn Boxes" (Fri., Feb. 28, 7pm & Sat., March 1, 12:30pm).



Jon Eakes

Star of the TV Series "Renovation Zone", Jon Eakes will show you how to get the most out of a radial arm saw on Fri., Feb. 28 at 1 and 5:30pm; Sat., March 1 at 11am and 2pm; and Sun., March 2 at 12:30 and 3:30pm.



Morag Smith

Life-long crafter and TV star Morag Smith, of the series "The Crafter's Workshop," offers her unique style of how-to advice for popular crafts projects, including wood painting and varnishing on Sun., March 2, at 11:30am and 3pm in Seminar Rm 1.



Learn from the pros at these value-packed seminars:

Wayne Barton
Chip Carving
Friday, Feb. 28, 3:30pm
Saturday, March 1, 11:30am
Sunday, March 2, 10:30am

Gottlieb Brandli
Cabinet Making
Friday, Feb. 28, 8:00pm
Saturday, March 1, 12noon

Garnet Hall
Intarsia
Friday, Feb. 28, 1:30 & 6:00pm
Saturday, March 1, 3:00pm
Sunday, March 2, 3:00pm

Paul Ross
Miniature Lathe Turning
Friday, Feb. 28, 4:30pm
Saturday, March 1, 2:30pm
Sunday, March 2, 1:30pm

Jane Moore
Tole Painting
Seminars conducted in booth, times to be announced on site.

Bob Rosendahl
North America's foremost router authority
Friday, Feb. 28, 4:00pm
Saturday, March 1, 5:00pm
Sunday, March 2, 4:00pm

Mark Salusbury
Major Woodturning
Friday, Feb. 28, 12:30 & 5:00pm
Saturday, March 1, 1:30 & 4:30pm
Sunday, March 2, 1:00pm



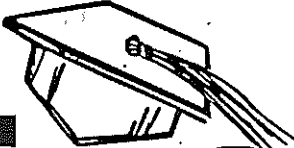


Chester Van Ness
Dust Collection Systems
Friday, Feb. 28, 2:00 & 7:30pm
Saturday, March 1, 10:30am & 4:00pm
Sunday, March 2, 12 noon

ALL SEMINARS ARE FREE WITH ADMISSION

ADMISSION:
Adults: \$9
Seniors & Students (18 and under): \$7
Children 12 and under: FREE (accompanied by adult)

Friday, February 28 • Noon - 9pm
Saturday, March 1 • 10am - 6pm
Sunday, March 2 • 10am - 5pm

In the NEW, Larger Hall 5
INTERNATIONAL CENTRE
6900 AIRPORT RD., TORONTO
(Near Pearson Airport, south of Derry Rd.)

see it. 
saw it. 
nail it. 
drill it. 
turn it. 
learn it. 
covet it. 
buy it. 
enjoy it!

**Feb. 28
March
1 & 2**

**13th ANNUAL
CANADIAN
Workshop
SHOW
1997**

**13th ANNUAL
Workshop
SHOW
1997**
FRIDAY, FEBRUARY 28
SATURDAY, MARCH 1
SUNDAY, MARCH 2
INTERNATIONAL CENTRE

**Off
COUPON**
Save \$1 off the price of regular
Adult admission by presenting
this coupon at the door.

EVERYTHING YOU LOVE ABOUT HOME WOODWORKING AND DO-IT-YOURSELF—AT ONE JAN-PACKED EVENT!

NORTH AMERICA'S #1 WORKSHOP AND DO-IT-YOURSELF SHOW



SUPER SHOW FEATURES AND CONTESTS

NEW!
The Customizer
Canadian Workshop's Computerized Plan Maker
 Bring us the measurements for your space and needs, and watch The Customizer automatically make custom plans in scant minutes—on-screen, before your eyes! Choose from several hot projects—see *Canadian Workshop* magazine or call: 905-475-8440, ext. 144, for project list.

Canadian Workshop Resource Centre
 Shop here for your workshop library! The best woodworking and DIY books at Hands-On Books. Hot project plans. And magazines galore!

QUICK-GRIP VISE-GRIP
Mystery Tool Contest
 Marvellous prizes to be won from American Tool if you can identify these wonderful old tools!

ENTER & WIN THE ULTIMATE!

DELTA PORTER+CABLE

\$10,000 Dream Workshop

It tops them all! Visit the *Canadian Workshop* Dream Workshop, sponsored by Delta/Porter-Cable, and enter your chance to win the \$10,000 Dream Workshop! And join our editors and contributors as they build projects from the pages of *Canadian Workshop* magazine. You'll learn their best techniques and tips. Whether you're amateur, pro or novice, you'll find something to help you make things better at the *Canadian Workshop* Show.

WIN!

DEWALT
 High Performance Industrial Tools

Walk-In Woodworking Contest!

Show us your best! Enter your creations in the appropriate categories.

Cabinet Making: Including wooden boxes and containers.

Wood In Art: Intarsia, marquetry and all other wood art forms.

Wood Carving: Relief or 3-dimensional. Wild life or plain wild.

Woodworker's Choice: Any creation not in other categories.

1st Prize: D705 04
 12" (305mm) Heavy Duty Compound Mitre Saw

2nd Prize: DW936K
 18-Volt Heavy Duty 5" (136mm) Cordless Saw Kit

3rd Prize: D682-04
 Heavy Duty Plate Joiner Kit

Over \$5,000 in prizes to be won. Three prizes in each category.

Circa 1850 Kids Corner
 Managed by Delta/Porter-Cable
 Bring the family—all kids under 12 are admitted free to the show. This year's expanded Circa 1850 Kids Corner will keep the 7+ crowd entertained

The Best New Products Showcase
 See the most innovative tools and equipment brought to you by the company that stands for innovation: Chrysler Canada.

Dodge Trucks